







## COMMON HY-TEK REPORTS

Report Name/ Color	Timeline	Instructions
Scratch/ Entry Lists  YELLOW PAPER	Printed prior to the start of warm up	<ul style="list-style-type: none"> <li>• Reports → Entry List</li> <li>• Select Session</li> <li>• Filters → Select Team</li> <li>• Click Create Report</li> <li>• Print one report for each team</li> </ul>
Relay Name Cards  WHITE CARDSTOCK	Printed prior to the start of warm up	<ul style="list-style-type: none"> <li>• Labels → Entry Cards / Labels</li> <li>• Set radio button to Relays Only</li> <li>• Label Selection: <i>Laser</i></li> <li>• Label Size: 3.5 × 8.5 (1 × 3)</li> <li>• Relay Athlete Names: 4</li> <li>• Select Session (or All)</li> <li>• Click Select All Events</li> <li>• Click Create Labels</li> <li>• Print</li> </ul>
Heat Sheets (Updated)  BLUE PAPER	Printed after the Scratch Deadline - Prior to the Session Start	<ul style="list-style-type: none"> <li>• Reports → Meet Program</li> <li>• Select Session</li> <li>• Click Select All</li> <li>• Relay Names = 0               <ul style="list-style-type: none"> <li>◦ Heat Sheets should include relay teams, but not names</li> </ul> </li> <li>• Click Create Report</li> <li>• Print</li> </ul>

<p>Relay Heat Sheets (Updated Names)</p> <p> PURPLE PAPER</p>	<p>Printed During the session, but prior to the start of the relay events</p>	<ul style="list-style-type: none"> <li>• Reports → Meet Program</li> <li>• Select Session</li> <li>• Select Relays Only</li> <li>• Click Select All</li> <li>• Click Create Report</li> <li>• Print</li> </ul>
<p>Award Labels</p> <p> LABEL PAPER</p>	<p>Before printing – confirm ALL of the following:</p> <ul style="list-style-type: none"> <li>✓ Recorder has processed all DQs</li> <li>✓ Referee confirms no further DQs</li> <li>✓ Minimum 15 minutes has passed since the end of the event</li> </ul>	<ul style="list-style-type: none"> <li>• Labels → Award Labels</li> <li>• Select Session</li> <li>• Select Event(s)</li> <li>• Age Group Selection: <ul style="list-style-type: none"> <li>○ 12+ swimmers: 1–3</li> <li>○ 11U swimmers: 1–6</li> </ul> </li> <li>• Click Create Labels</li> <li>• Print → After printing: Click “Printed” so other users know labels are complete.</li> </ul>
<p>Disqualification Report</p> <p> WHITE PAPER</p>	<p>Printed after the session is complete and all results are finalized</p>	<ul style="list-style-type: none"> <li>• Reports → Results</li> <li>• Select Session</li> <li>• Include in Report: DQs Only.</li> <li>• Create Report</li> <li>• Print</li> </ul>