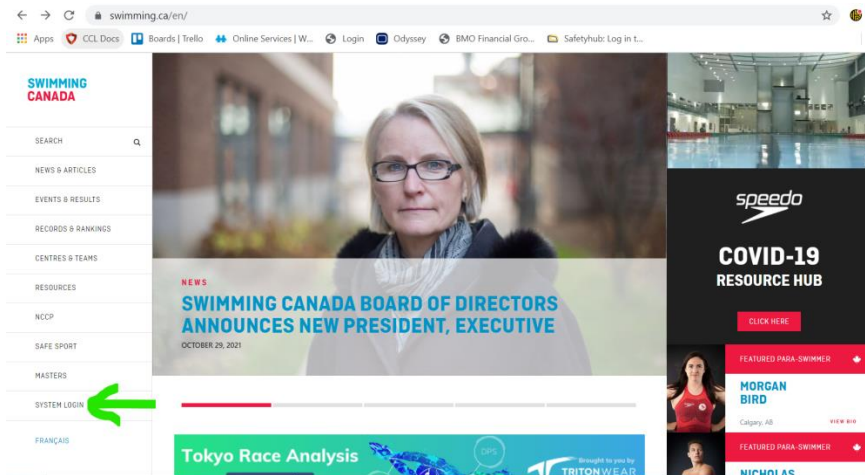
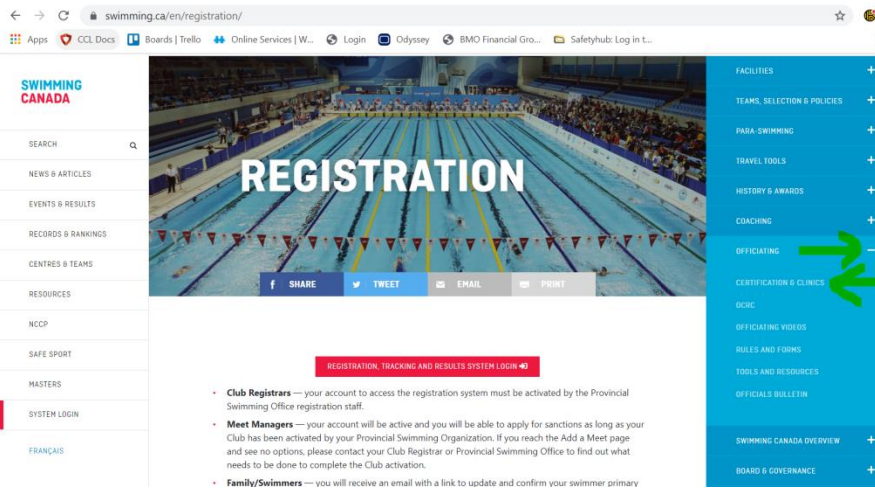


Swim Canada Online Officials Clinic Access

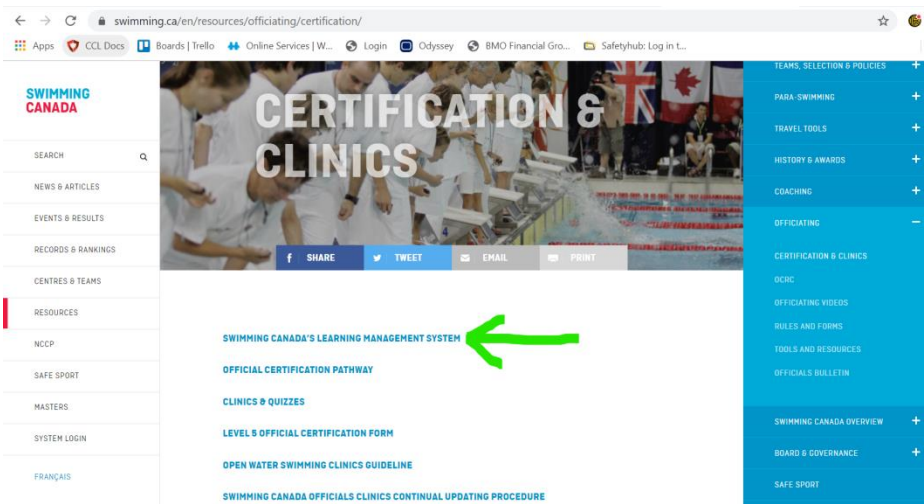
1. Go to <https://www.swimming.ca/en/> and click 'SYSTEM LOGIN'



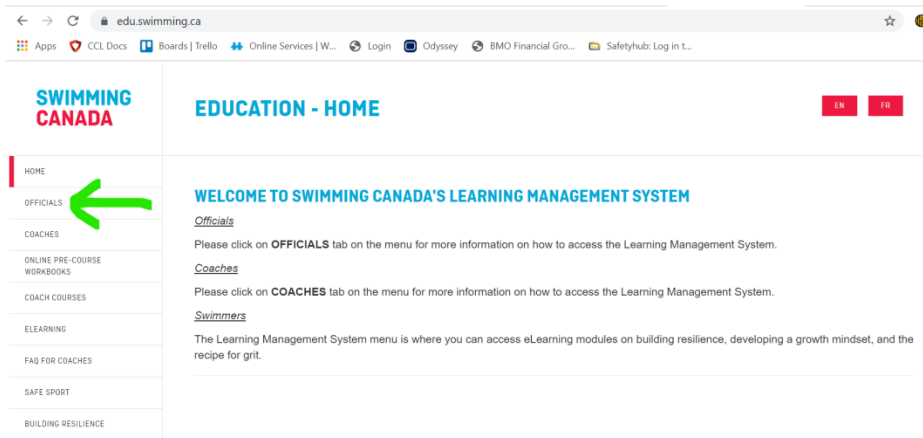
2. Expand the 'OFFICIATING' menu by clicking the '+' and then click 'CERTIFICATION & CLINICS'



3. Click 'LEARNING MANAGEMENT SYSTEM'

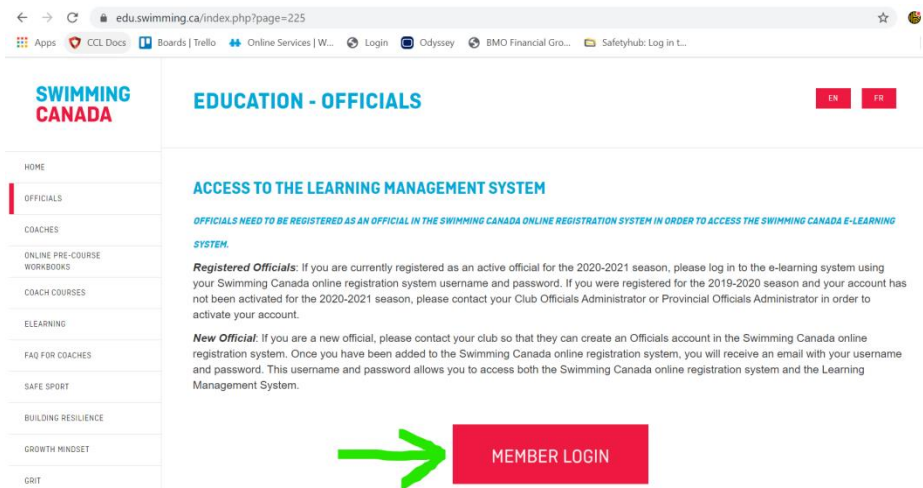


4. Click 'OFFICIALS'



The screenshot shows the 'EDUCATION - HOME' page of the Swimming Canada Learning Management System. The left-hand navigation menu includes links for HOME, OFFICIALS (highlighted with a green arrow), COACHES, ONLINE PRE-COURSE WORKBOOKS, COACH COURSES, ELEARNING, FAQ FOR COACHES, SAFE SPORT, and BUILDING RESILIENCE. The main content area is titled 'WELCOME TO SWIMMING CANADA'S LEARNING MANAGEMENT SYSTEM' and contains links for Officials, Coaches, and Swimmers, each with a brief description of the resources available.

5. Click 'MEMBER LOGIN'



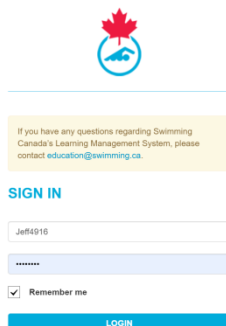
The screenshot shows the 'EDUCATION - OFFICIALS' page. The left-hand navigation menu includes links for HOME, OFFICIALS (highlighted with a green arrow), COACHES, ONLINE PRE-COURSE WORKBOOKS, COACH COURSES, ELEARNING, FAQ FOR COACHES, SAFE SPORT, BUILDING RESILIENCE, GROWTH MINDSET, and GRIT. The main content area is titled 'ACCESS TO THE LEARNING MANAGEMENT SYSTEM' and contains information about the registration system, including links for Registered Officials and New Officials. A green arrow points to the 'MEMBER LOGIN' button.

These courses are available online



The screenshot shows the 'ONLINE COURSES FOR OFFICIALS' page. The left-hand navigation menu includes links for HOME, OFFICIALS (highlighted with a green arrow), and COACHES. The main content area is titled 'ONLINE COURSES FOR OFFICIALS' and contains information about the online courses available for officials, including a list of modules: Introduction to Swimming Officiating (formerly Timekeeper), Safety Marshal, Chief Timekeeper, and Clerk of Course.

6. Sign in with the user name and password sent to you. Check you 'SPAM' folder if needed.



The screenshot shows the 'SIGN IN' page of the Swimming Canada Learning Management System. It features a logo at the top, a message about contacting education@swimming.ca for questions, and a sign-in form with fields for username and password, a 'Remember me' checkbox, and a 'LOGIN' button.

7. Follow the instructions to access and complete the available clinics

SWIMMING
CANADA

OFFICIAL INSTRUCTIONS

OFFICIAL INSTRUCTIONS

ENFR

WELCOMESTATUSCLINICSSESSIONRESOURCESPROFILELOGOUT

WELCOME TO THE SWIMMING CANADA E-LEARNING SYSTEM

Important: Please read the following instructions before starting an online course:

1. Click on the STATUS Button to see the full list of online courses. Each e-module will take about 30 minutes and includes activities and a quiz to test what you are learning. The e-module includes audio, so please don't forget to turn up the volume on your computer or tablet. If you are using a smartphone, please ensure the mute button or ringer is set to "on". Please note that if you are using a tablet, you may be required to download an app (ex: Articulate Mobile Player) in order to play the e-module. We recommend that you have the Swimming Canada rule book available to reference or research whether it be in printed format or [online](#).

2. If you would like to begin taking the e-modules, please click on the ENROLL button.

3. The e-modules will appear under SESSION. You have the option to complete each online course over one or more sessions. The E-Module will automatically start where you left off. Please note that you can only resume a course on the same electronic device and in the selected language.

4. Once you have registered for a course, the STATUS section will show that you are ENROLLED and IN PROGRESS. Once the online course is completed, a green check mark will appear under COMPLETED and you will now be listed as QUALIFIED.

5. Once you have completed the e-module, please click the FINISH button on last slide in order to complete the course. Once the FINISH button is clicked, your Swimming Canada online registration system account will be automatically updated. Your account will show that you have completed the clinic online.

We invite you to consult the [Swimming Canada Officials Certification Pathway](#) to understand the next steps in your certification process.

If you experience any issues or require assistance, please email education@swimming.ca.

8. Complete all level 1 online clinics. Sign in periodically to register for other upcoming clinics.

SWIMMING
CANADA

STATUS

ENFR

WELCOMESTATUSCLINICSSESSIONRESOURCESPROFILELOGOUT

JEFF RERIE'S STATUS

EDIT PROFILE

LEVEL 1

MODULE	ENROLLED	COMPLETED
1 Intro to Officiating (Timekeeper)	<div>2012-05-01</div>	<div>2012-05-01</div>
2 Intro to Officiating (Timekeeper) REFRESHER	<div>ENROLL</div>	-
3 Safety Marshal eModule	<div>ENROLL</div>	-
4 Safety Marshal	<div>2012-05-01</div>	<div>2012-05-01</div>