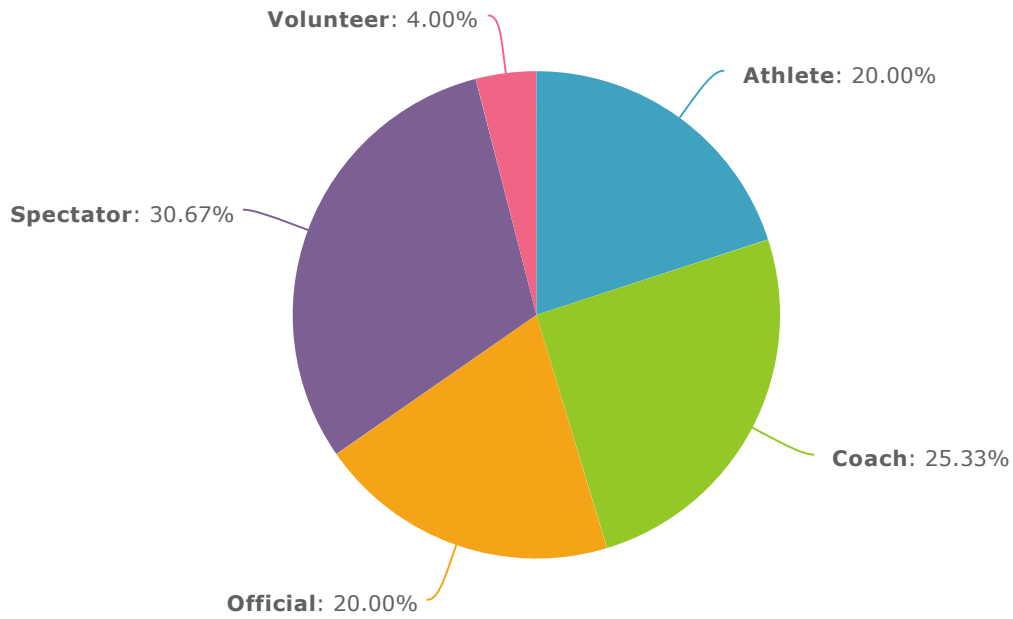


# Summary Report

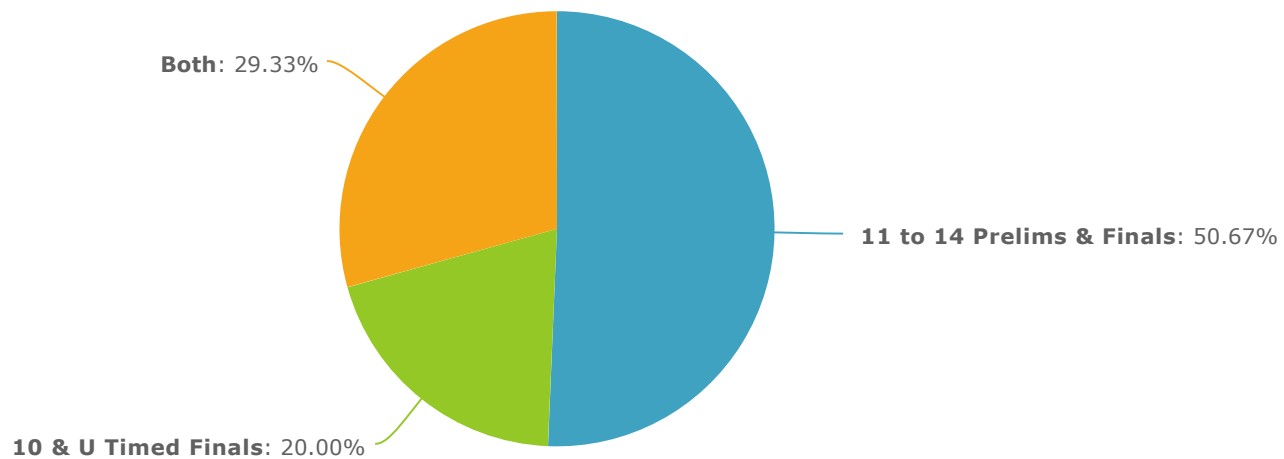
2018 Central Zone Spire LC Championship Evaluation

## 1. Describe Yourself



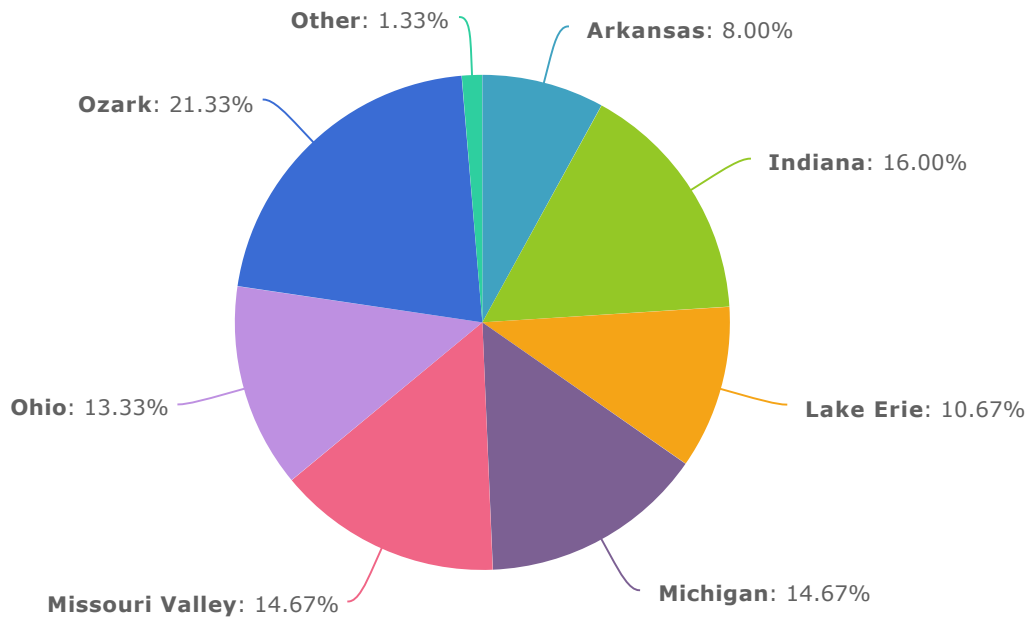
Athlete	20.00%		15
Coach	25.33%		19
Official	20.00%		15
Spectator	30.67%		23
Volunteer	4.00%		3
Total Responses			75
Skipped			0





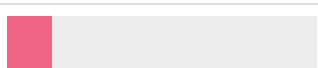
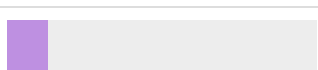

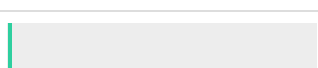
## 2. Please describe your involvement in the meet.



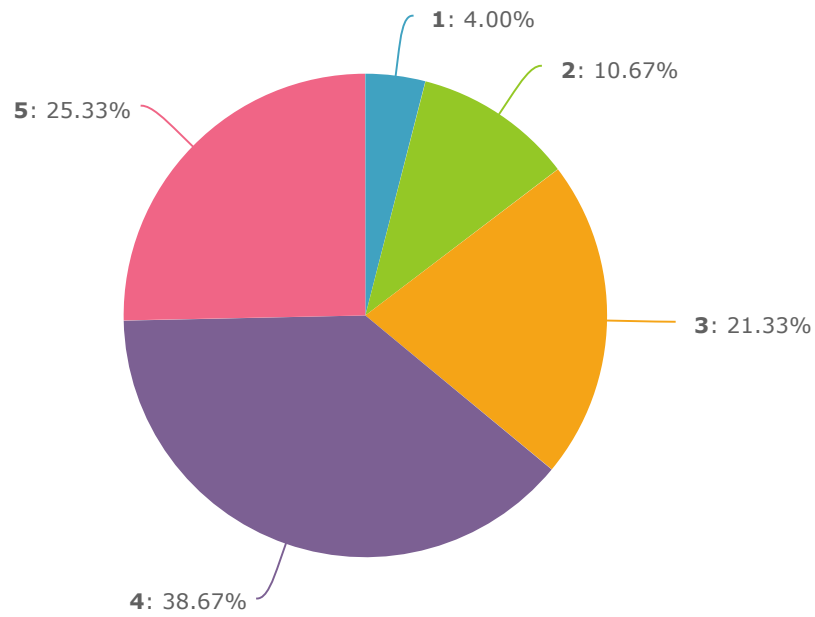
11 to 14 Prelims & Finals	50.67%		38
10 & U Timed Finals	20.00%		15
Both	29.33%		22
Total Responses			75
Skipped			0

### 3. What is your LSC Affiliation?



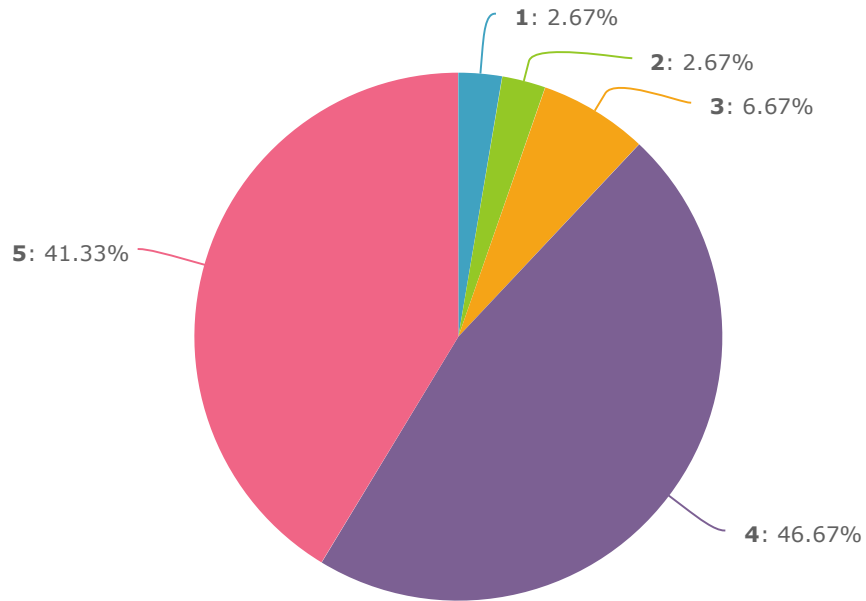
Arkansas	8.00%		6
Indiana	16.00%		12
Lake Erie	10.67%		8
Michigan	14.67%		11
Missouri Valley	14.67%		11
Ohio	13.33%		10
Ozark	21.33%		16
Other	1.33%		1
Total Responses			75
Skipped			0

#### 4. Rate the Competition Pool (air quality, water quality, deck space, etc.)



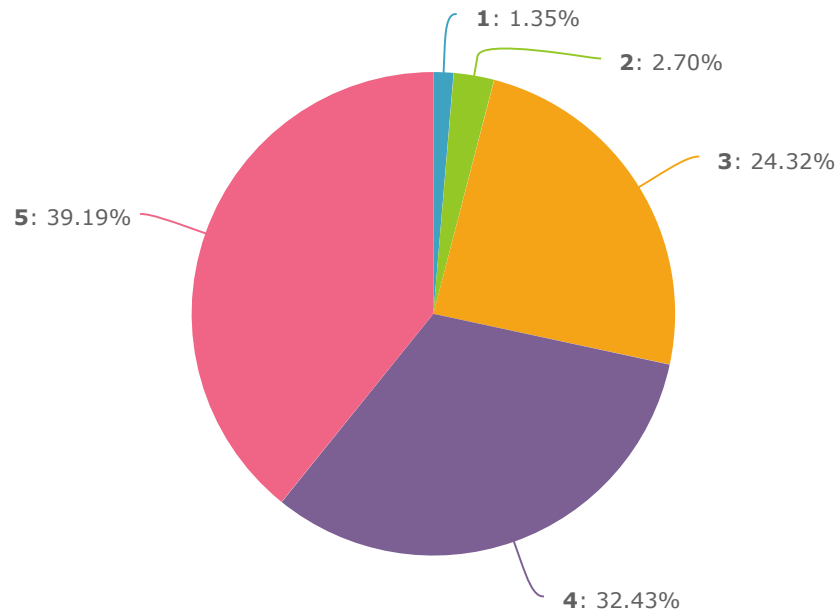
1	4.00%		3
2	10.67%		8
3	21.33%		16
4	38.67%		29
5	25.33%		19
Total Responses			75
Skipped			0

5. Rate the Timing Systems (accuracy, availability on Meet Mobile, etc.).



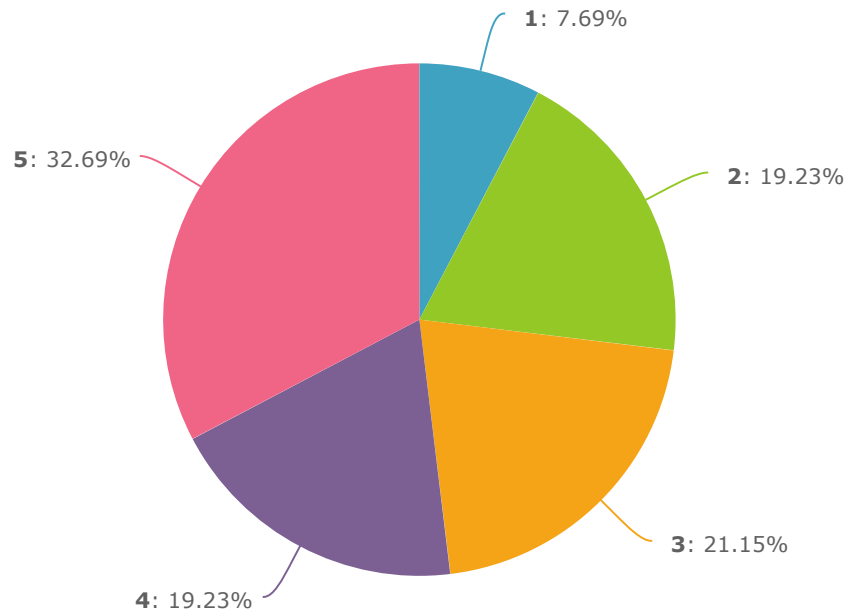
1	2.67%		2
2	2.67%		2
3	6.67%		5
4	46.67%		35
5	41.33%		31
		Total Responses	75
		Skipped	0

6. Rate the Spire Institute Facility (e.g. parking, seating, convenience, bathrooms & lockers, etc.)



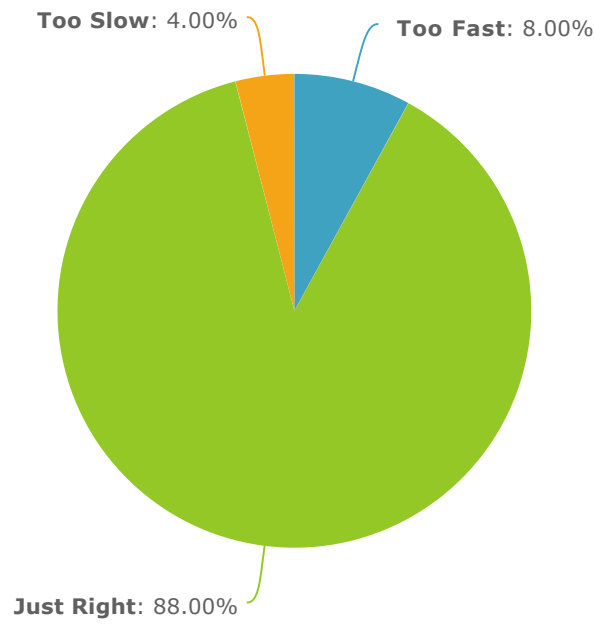
1	1.35%		1
2	2.70%		2
3	24.32%		18
4	32.43%		24
5	39.19%		29
Total Responses			74
Skipped			1

7. Coaches & Officials Only: Rate Hospitality (food/drink choices, quality, quantity, and availability).



1	7.69%		4
2	19.23%		10
3	21.15%		11
4	19.23%		10
5	32.69%		17
Total Responses			52
Skipped			23

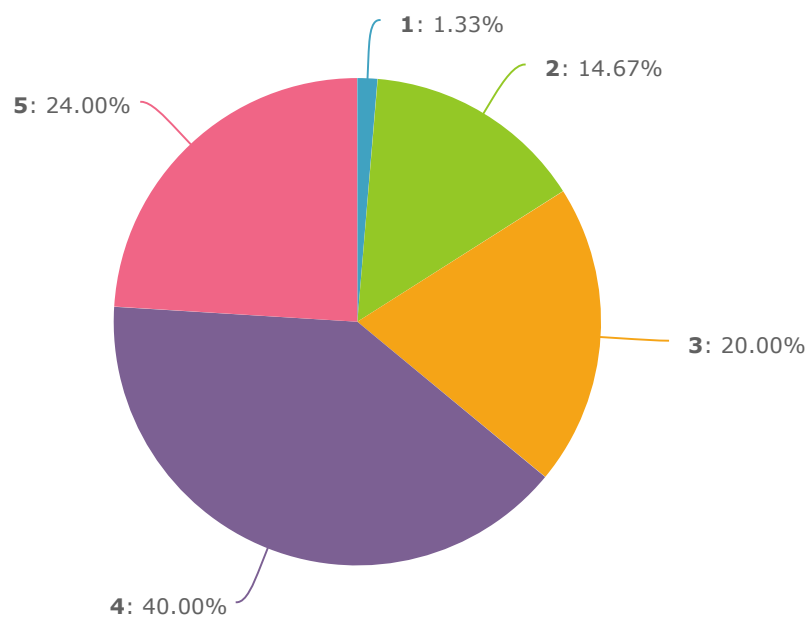
## 8. Rate the Pace of Competition (too fast, too slow, just right)



Way Too Fast	0.00%	<div style="width: 0%;"></div>	0
Too Fast	8.00%	<div style="width: 8%;"></div>	6
Just Right	88.00%	<div style="width: 88%;"></div>	66
Too Slow	4.00%	<div style="width: 4%;"></div>	3
Way Too Slow	0.00%	<div style="width: 0%;"></div>	0
Total Responses			75
Skipped			0

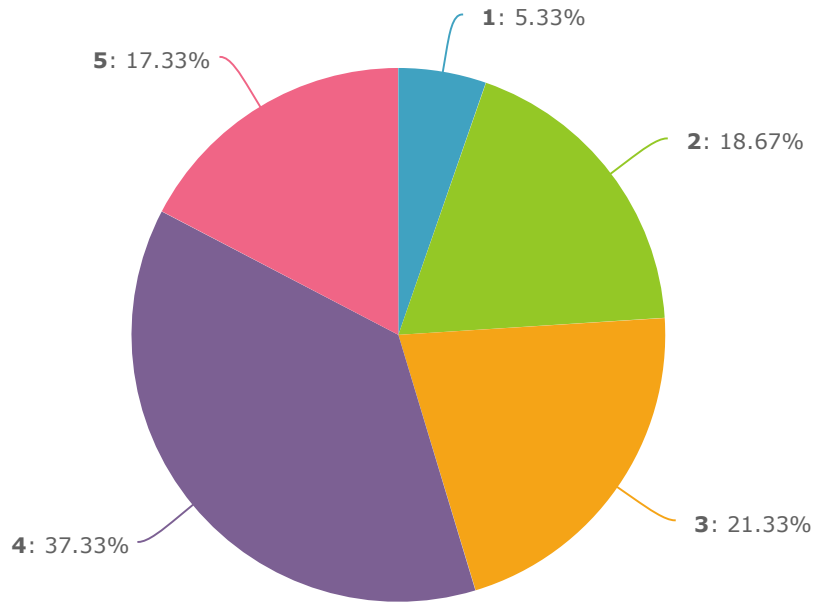


9. Please rate the Central Zone LSC site selection process and your travel to the competition.



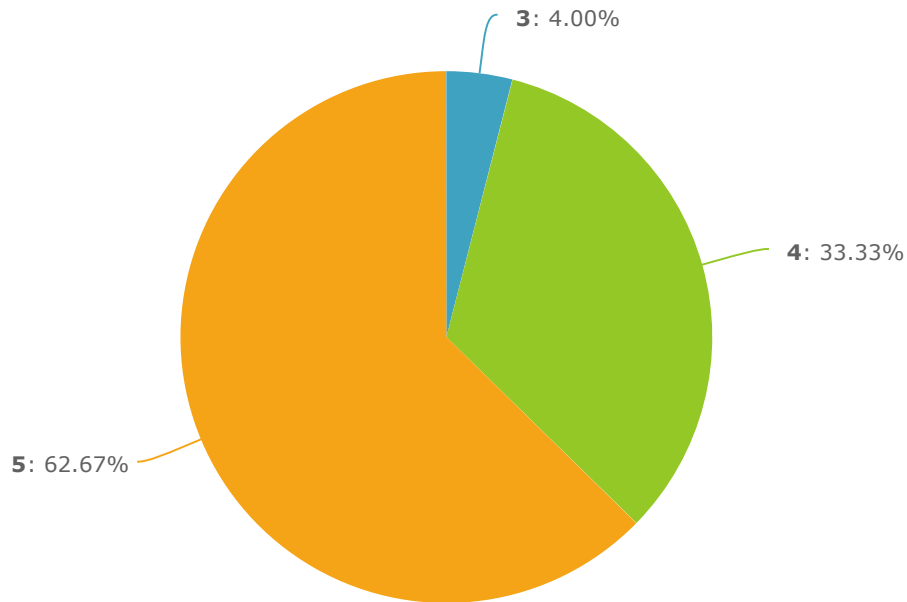
1	1.33%		1
2	14.67%		11
3	20.00%		15
4	40.00%		30
5	24.00%		18
Total Responses			75
Skipped			0

## 10. Announcer - (music, clarity, excitement)



1	5.33%		4
2	18.67%		14
3	21.33%		16
4	37.33%		28
5	17.33%		13
Total Responses			75
Skipped			0

11. Please rate the Meet Format (e.g. 11-14 prelims/finals, 10&U timed finals, awards, etc.).



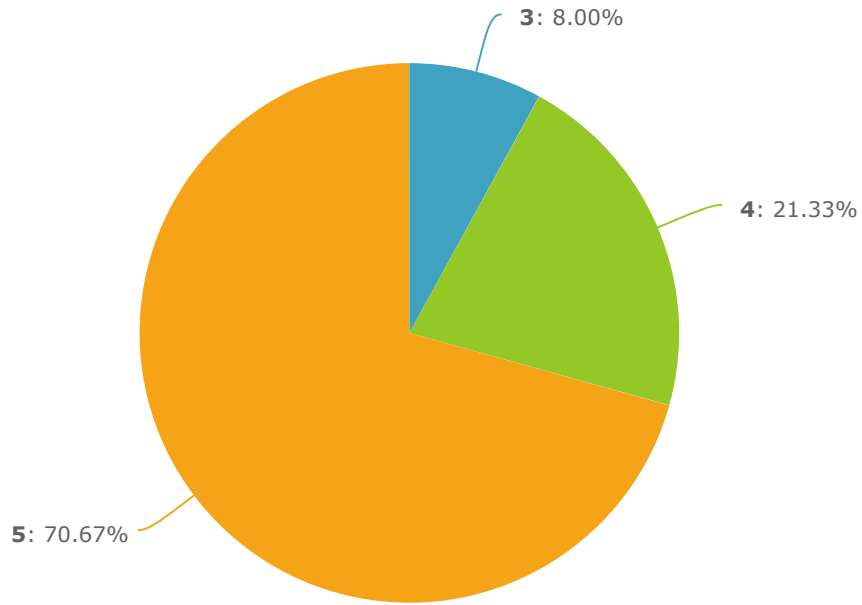
1	0.00%	<div style="width: 0%;"></div>	0
2	0.00%	<div style="width: 0%;"></div>	0
3	4.00%	<div style="width: 4%;"></div>	3
4	33.33%	<div style="width: 33.33%;"></div>	25
5	62.67%	<div style="width: 62.67%;"></div>	47
Total Responses			75
Skipped			0

## 12. Meet Format: What would you change (if anything)?

---

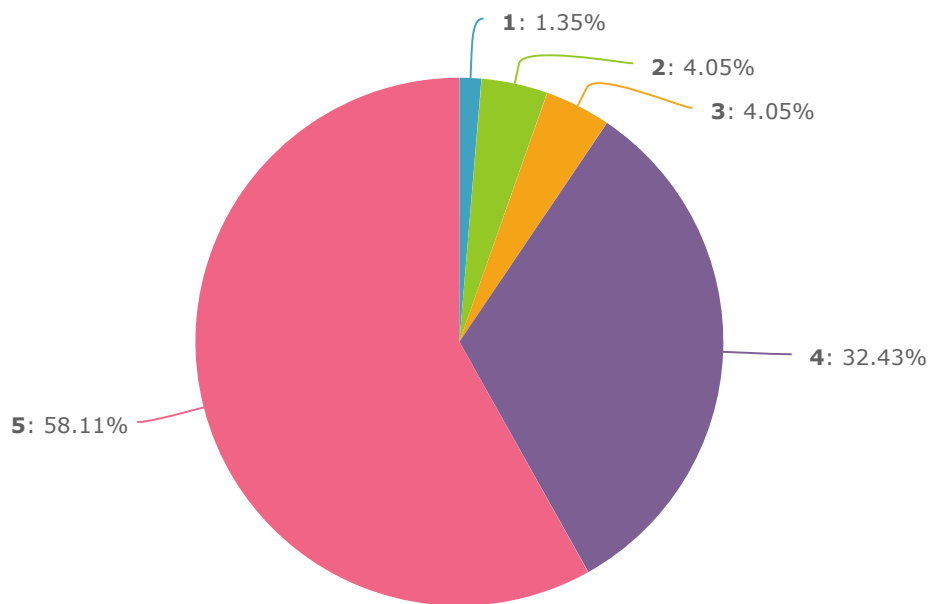
Total Responses	32
Skipped	43

### 13. Overall officiating (quality of officiating during the weekend).



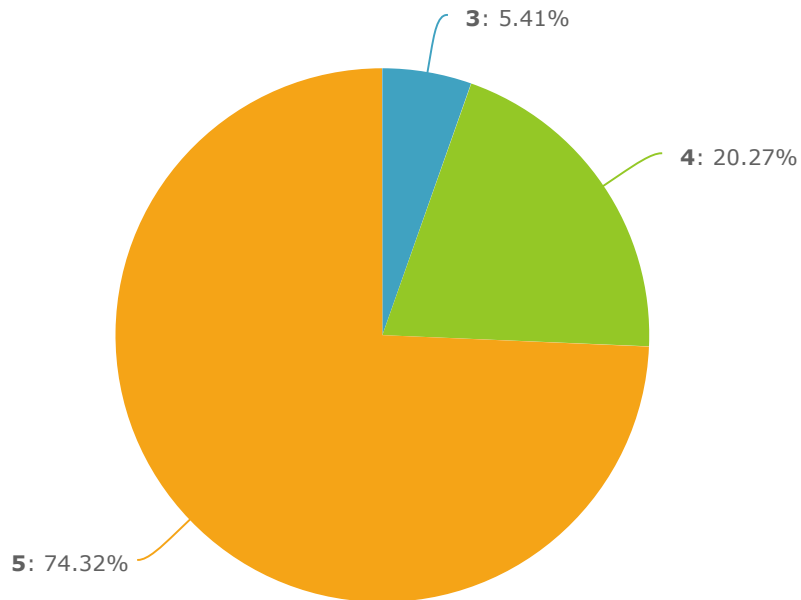
1	0.00%		0
2	0.00%		0
3	8.00%		6
4	21.33%		16
5	70.67%		53
Total Responses			75
Skipped			0

## 14. Rate quality of the Starters



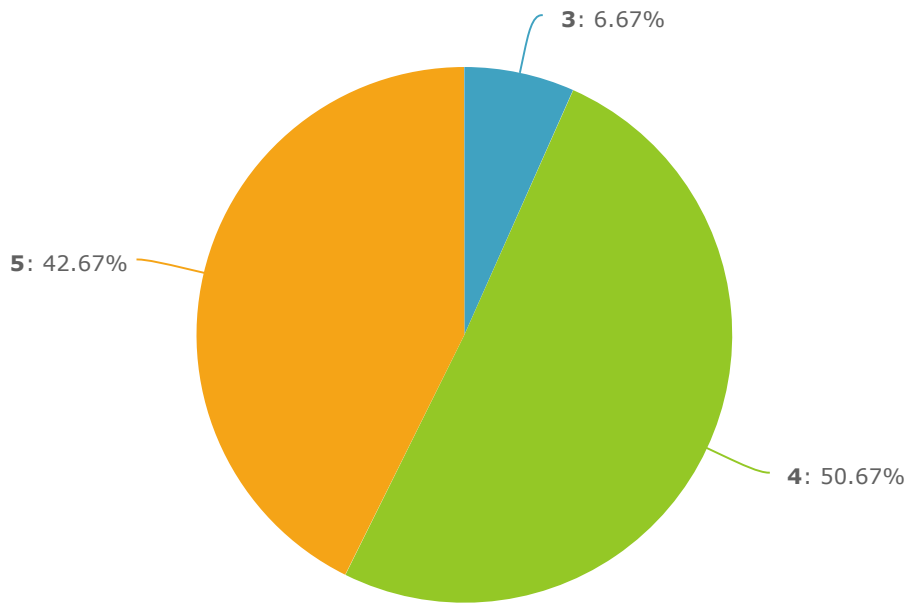
1	1.35%		1
2	4.05%		3
3	4.05%		3
4	32.43%		24
5	58.11%		43
Total Responses			74
Skipped			1

15. Administrative Officiating, rate the Posting of Results (e.g. accuracy & timeliness of posting results at Admin Table and Meet Mobile).



1	0.00%	<div style="width: 0%;"></div>	0
2	0.00%	<div style="width: 0%;"></div>	0
3	5.41%	<div style="width: 5.41%;"></div>	4
4	20.27%	<div style="width: 20.27%;"></div>	15
5	74.32%	<div style="width: 74.32%;"></div>	55
Total Responses			74
Skipped			1

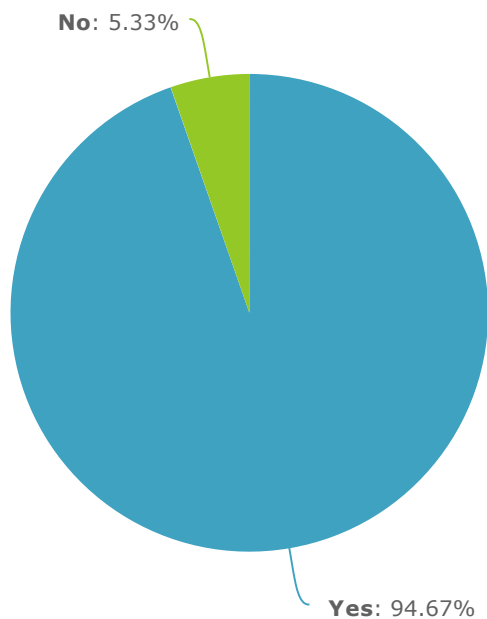
## 16. Overall rating of the Championship Meet.





1	0.00%	<div style="width: 0%; background-color: #cccccc;"></div>	0
2	0.00%	<div style="width: 0%; background-color: #cccccc;"></div>	0
3	6.67%	<div style="width: 6.67%; background-color: #1f77b4;"></div>	5
4	50.67%	<div style="width: 50.67%; background-color: #7fb31d;"></div>	38
5	42.67%	<div style="width: 42.67%; background-color: #ff7f0e;"></div>	32
Total Responses			75
Skipped			0



17. Were your needs met during the weekend.



Yes	94.67%		71
No	5.33%		4
Total Responses			75
Skipped			0

18. Additional comments (if any).

Total Responses	35
Skipped	40