



OKS MISSION STATEMENT: To develop excellence, integrity, and growth in swimming in a safe environment for all.

OKS VISION STATEMENT: Develop inclusive competitive opportunities and relationships that promote leadership, excellence, and growth.

OKS BOARD OF DIRECTORS MEETING AGENDA

Monday, March 11th, 2024 - 6:00 PM

Location: Jenks Aquatic Center/ Jenks, OK

Google Meet joining info

Video call link:

<https://meet.google.com/jeq-qhjp-mpv?hs=224>

Join by phone:

(US) +1 661-772-9411

PIN: 998 336 952#

- **Call to order (GC)**
- **Read Mission/Vision (GC)**
- **Roll (S)**
- **Declaration of Conflict of Interest (S):** Is any member aware of any conflict of interest (that is, of a personal interest or direct or indirect pecuniary interest) in any matter being considered by this meeting which should now be reported or disclosed or addresses under the USA-Swimming Conflict of Interest Policy". If a board member determines there to be a conflict of interest at any point during the course of the meeting when a specific subject is being discussed and or action is being taken, a declaration of a conflict of interest should be made at that time.
- **Additions to the Agenda (GC)**
- **Approval of Agenda (GC)**
- **Approval of Minutes (GC)**

- **Athlete Representatives**
 - Banquet
 - Junior Athlete Rep Voting
 - Central Zone Athlete Summit

- **Finance Vice-Chair (Jennifer Salcher)**
 - January & February Financials Update (see attached)
 - 14 & Under Meet Distribution Review
 - Proposal to do another LSC Wide Survey

- **Age Group Vice-Chair (Pamela Bradley)**

- **DEI Chair (Beth Harkins)**
 - Multicultural Meet
 - Team Selections

- **General Manager (Bob Staab)**
 - Membership numbers
 - Athlete members - 1638, up 116 from January
 - Non-athlete members - 277, up 26 from January
 - LEAP
 - April Planning Meeting topics

- **Adjourn**
 - Next Board Meeting: April 13th at 10:30AM followed by planning session at the Glenpool Conference Center and Google Meets



OKS MISSION STATEMENT: To develop excellence, integrity, and growth in swimming in a safe environment for all.

OKS VISION STATEMENT: Develop inclusive competitive opportunities and relationships that promote leadership, excellence, and growth.

OKS BOARD OF DIRECTORS MEETING MINUTES

Monday, January 15th, 2024

A regular meeting of the OKS Board of Directors was held on Monday, January 15th, 2024 via Google Meets.

1. Call to Order

The meeting was called to order by General Chair, Denis Mink at 6:00 PM with the reading of the OKS Mission and Vision statements. No board conflicts were noted.

2. Attendance

Present: Bob, Carole, Scott, Jennifer, Chad, Pamela, Lynne, Alli, Tyler, Marissa, Alexis, Josie, Beth, Ann, Griffin

Absent: Lynne

Guests: Craig, Dana, JC

3. Additions to the Agenda / Approval of Agenda

No additions were presented and the Published Agenda was approved by Unanimous Consent.

4. Approval of Minutes

A motion to approve the October Minutes was made by Chad and seconded by Jennifer. The motion passed with no nay votes.

5. Athlete Representatives:

- Discussion was had regarding new athlete reps and planning an athlete banquet.

6. Finance Vice- Chair (Jennifer Salcher)

- The December Financials were reviewed
- Year End Update was provided noting that OKS is subject to USA-S audit, 1099's have been submitted, and taxes are being completed.

7. Age Group Vice-Chair (Pamela Bradley)

- A Zones update was given with discussion on coaches attending.

8. DEI Chair (Beth Harkins)

- CZ Multicultural Meet 2024 / Olympic Trials Update was provided.
 - Sponsorship letter / parameters were discussed with further discussion to be had by the finance team.
 - Swimmer eligibility was discussed with conversation and decisions to be continued and finalized at a later date.
 - Alli Denison and Trent Bozeman will be the coaches representing OKS at the 2024 Central Zones Multicultural Meet.
- Summer Swim Clinics were discussed with clinics running mid April - early June with more information to come.

8. General Manager (Bob Staab)

- Open Water Coach - Brian Selph will be representing OKS as the 2024 Zones Open Water Coach
- Meeting Schedule
 - February 19 (last year we did not meet in Feb) - It was discussed and agreed upon that due to championship meets, there will be NO February meeting.
 - March 18 - It was discussed and agreed upon that due to Sectionals and Spring Break, the March meeting will be moved to March 11th.
 - April 13 - The date was agreed upon with discussion on location.
 - am - BOD meeting
 - pm - planning session

- May 20
- June 10
- July 15
- August 19
- September 13 (evening prior to HOD)
- MAAPP 2.0
- LEAP due 6/30 - Discussion was had on completing at April planning meeting.
- 2024 elections
 - Junior Athlete Reps (March/April)
 - GC and AVC (at HOD)
 - Coaches Rep (by coaches)
- P&P 413-04 include portion from P&P 314-03 regarding host paying officials travel) - A motion to approve the revised portion of P&P 314-03 was made by Pam and seconded by Beth. With no objections, the motion was approved.
- Membership number updates as of 1/9/24
 - 1522 athlete members
 - 251 non-athlete members
- Outstanding action items
 - Add two athletes per club for athlete committee (change in by laws requires a vote at the 2024 HOD meeting)

9. Adjournment

With no additional business, Denis requested a motion to Adjourn. The motion was made by Pam and seconded by Jennifer. The motion passed with no nay votes.

The meeting adjourned at 7:15 PM.

The next regularly scheduled meeting of the OKS Board of Directors will be Monday, March 11th, 2024 at Jenks Aquatic Center and Google Meets.

OKSI Financial Summary
As of January 31, 2024

	Total
Bank Accounts	
Arvest - Aquatic	124,937.17
Arvest - Registration	26,018.47
Arvest - Savings	206.66
Arvest - Travel	0.00
Total Bank Accounts	151,162.30
Investment Account	
First Western Investement Account	325,142.71
Total Investment Accounts	325,142.71
Pending Online Payments	0.00
Credit Card	
Arvest Credit Card Balance	149.88
Total Credit Card Balance	149.88
Uncleared Transactions	
Arvest - Aquatic	-6,701.00
Arvest Registration	0.00
Arvest - Travel	0.00
Total Uncleared Transactions	-6,701.00
TOTAL CASH BALANCE (Bank Accounts - CC - Uncleared Transactions)	482,856.13
OKSI 2024 Transaction Summary	
Total Income to date	24,449.80
Total Expenses to date	3,195.06
Net Income	21,254.74
Start up cash	461,601.39
Cash Balance	482,856.13

Oklahoma Swimming Inc.			
Budget vs. Actuals: 2024 Budget - FY24 P&L			
Jan-24			
Previous Year Balance Roll Over	Start Up Cash	Budgeted	Remaining
Arvest - Aquatic	110,521.55	57,160.00	53,361.55
Arvest - Registration	26,018.47		26,018.47
Arvest - Savings	206.66		206.66
Arvest - Travel	0.00		0.00
First Western Investment	325,142.71		325,142.71
CC Credit	-288.00		-288.00
Total Previous Year Balance Roll Over	461,601.39	\$57,160.00	404,441.39
		Total	
	Actual	Budget	Remaining
Revenue			
500 Miscellaneous Income		10,000.00	10,000.00
510 Interest Income			0.00
513 Interest - Investment Income		1,000.00	1,000.00
514 Inter - Arvest Bank Savings		150.00	150.00
Total 510 Interest Income	\$ 0.00	\$ 1,150.00	\$ 1,150.00
520 OKS Registration Income	8,126.80	32,000.00	23,873.20
530 Meet Sanction Income	250.00	3,000.00	2,750.00
540 Meet Entry Income	15,948.00	95,000.00	79,052.00
555 CS REG VIII Travel Fund		1,000.00	1,000.00
560 Zone Income			0.00
560.1 Central Zones Income		3,500.00	3,500.00
560.2 Open Water Zones Income		500.00	500.00
560.3 Multi Cultural Zones Income		2,500.00	2,500.00
Total 560 Zone Income	\$ 0.00	\$ 6,500.00	\$ 6,500.00
590 Expedited and Fee Income	100.00	500.00	400.00
598 State Income			0.00
598.2 OKS 14-Under State Income		35,000.00	35,000.00
Total 598 State Income	\$ 0.00	\$ 35,000.00	\$ 35,000.00
Sales	25.00		-25.00
Total Revenue	\$ 24,449.80	\$ 184,150.00	\$ 159,700.20
Gross Profit	\$ 24,449.80	\$ 184,150.00	\$ 159,700.20
Expenditures			
600 Dues & Fees			0.00
602 Bank Service Fee		250.00	250.00
604 Central Zone		510.00	510.00
605 Miscellaneous Dues & Fees		500.00	500.00
Total 600 Dues & Fees	\$ 0.00	\$ 1,260.00	\$ 1,260.00
610 Computer Software	85.88	1,000.00	914.12
620 Office Supplies		200.00	200.00
625 Equipment Expense		1,000.00	1,000.00
630 Postage, Mail and Phone Exp		150.00	150.00

640 Professional Services		5,500.00	5,500.00
650 LSC Services			0.00
652 PO Box		100.00	100.00
654 Registration Services		4,500.00	4,500.00
655 Treasurer Services		4,500.00	4,500.00
656 Miscellaneous LSC Services	1,682.00	21,550.00	19,868.00
Total 650 LSC Services	\$ 1,682.00	\$ 30,650.00	\$ 28,968.00
670 HOD/BOD Meetings	64.00	6,000.00	5,936.00
680 Convention Seminar Expense		10,000.00	10,000.00
710 Age Group Meets			0.00
714 Central Zones			0.00
714.1 Central Zones Meet		16,000.00	16,000.00
714.2 Central Zones Open Water Meet		5,000.00	5,000.00
714.3 Multi Cultural Zones Meet		13,000.00	13,000.00
Total 714 Central Zones	\$ 0.00	\$ 34,000.00	\$ 34,000.00
719 State Meet Expenses		6,000.00	6,000.00
719.1 OKS Senior State Expenses		300.00	300.00
719.2 OKS 14-Under State Expenses		35,000.00	35,000.00
719.3 OKS LCM State Expenses	844.43	400.00	-444.43
Total 719 State Meet Expenses	\$ 844.43	\$ 41,700.00	\$ 40,855.57
Total 710 Age Group Meets	\$ 844.43	\$ 75,700.00	\$ 74,855.57
720 Swimmers Expenses			0.00
721 Summer Sectional		8,000.00	8,000.00
722 Jr Nationals		4,000.00	4,000.00
723 Olympic Trials		3,600.00	3,600.00
724 Spring Sectional		6,000.00	6,000.00
725 Nationals		2,000.00	2,000.00
726 US Open		0.00	0.00
727 Winter Juniors	470.00	4,500.00	4,030.00
728 TYR		4,500.00	4,500.00
729 Futures		9,000.00	9,000.00
732 Zones			0.00
732.1 Central Zones		12,000.00	12,000.00
732.2 Open Water Zones		2,000.00	2,000.00
Total 732 Zones	\$ 0.00	\$ 14,000.00	\$ 14,000.00
Total 720 Swimmers Expenses	\$ 470.00	\$ 55,600.00	\$ 55,130.00
736 LSC Apparel		500.00	500.00
740 Coaches Expenses			0.00
741 Coaches Education		7,000.00	7,000.00
742 Coaches Travel		12,000.00	12,000.00
Total 740 Coaches Expenses	\$ 0.00	\$ 19,000.00	\$ 19,000.00
750 DEI Clinics		6,000.00	6,000.00
755 Workshops			0.00

756 LSC Practice Day			6,000.00	6,000.00
759 LSC Travel Workshops			6,000.00	6,000.00
Total 755 Workshops	\$	0.00	\$ 12,000.00	\$ 12,000.00
770 Officials Expense			10,000.00	10,000.00
780 Safe Sport Expense			1,500.00	1,500.00
800 Miscellaneous Expense			500.00	500.00
810 Foundation -Champions Club			2,500.00	2,500.00
840 Volunterism Recognition			1,000.00	1,000.00
845 Merchant Service Fees			500.00	500.00
846 Melio Credit card fee			250.00	250.00
847 QuickBooks Payments Fees		48.75	500.00	451.25
Total Expenditures	\$	3,195.06	\$ 241,310.00	\$ 238,114.94
Net Operating Revenue	\$	21,254.74	-\$ 57,160.00	-\$ 78,414.74
Net Revenue	\$	21,254.74	-\$ 57,160.00	-\$ 78,414.74
TOTAL CASH BALANCE		482,856.13	\$ 0.00	
Wednesday, Feb 07, 2024 08:52:48 AM GMT-8 - Cash Basis				

Oklahoma Swimming Inc.
Statement of Financial Position
As of January 31, 2024

	Total
ASSETS	
Current Assets	
Bank Accounts	
Arvest Bank - Aquatic	131,638.17
Arvest Bank - Registration	26,018.47
Arvest Bank - Savings	206.66
Arvest Bank - Travel	0.00
Citizen's Bank of Edmond	0.00
Savings (Reserve Account)	0.00
Transfer to Aquatic Fund	0.00
Total Bank Accounts	\$ 157,863.30
Other Current Assets	
First Western Investment Account	325,142.71
Undeposited Funds	0.00
Total Other Current Assets	\$ 325,142.71
Total Current Assets	\$ 483,006.01
TOTAL ASSETS	\$ 483,006.01
LIABILITIES AND EQUITY	
Liabilities	
Current Liabilities	
Credit Cards	
Arvest Credit Card	149.88
CBE Credit Card	0.00
Total Credit Cards	\$ 149.88
Total Current Liabilities	\$ 149.88
Total Liabilities	\$ 149.88
Equity	
Opening Balance Equity	193,110.32
Unrestricted Net Assets	268,491.07
Net Revenue	21,254.74
Total Equity	\$ 482,856.13
TOTAL LIABILITIES AND EQUITY	\$ 483,006.01
Wednesday, Feb 07, 2024 09:06:48 AM GMT-8 - Cash Basis	

OKSI Financial Summary**As of February 29 , 2024**

	Total
Bank Accounts	
Arvest - Aquatic	166,795.14
Arvest - Registration	26,018.47
Arvest - Savings	206.66
Arvest - Travel	0.00
Total Bank Accounts	193,020.27
Investment Account	
First Western Investement Account	325,142.71
Total Investment Accounts	325,142.71
Pending Online Payments	0.00
Credit Card	
Arvest Credit Card Balance	377.23
Total Credit Card Balance	377.23
Uncleared Transactions	
Arvest - Aquatic	0.00
Arvest Registration	0.00
Arvest - Travel	0.00
Total Uncleared Transactions	0.00
TOTAL CASH BALANCE (Bank Accounts - CC - Uncleared Transactions)	517,785.75
OKSI 2024 Transaction Summary	
Total Income to date	68,946.20
Total Expenses to date	12,761.84
Net Income	56,184.36
Start up cash	461,601.39
Cash Balance	517,785.75

Oklahoma Swimming Inc.			
Budget vs. Actuals: 2024 Budget - FY24 P&L			
Feb-24			
Previous Year Balance Roll Over	Start Up Cash	Budgeted	Remaining
Arvest - Aquatic	110,521.55	57,160.00	53,361.55
Arvest - Registration	26,018.47		26,018.47
Arvest - Savings	206.66		206.66
Arvest - Travel	0.00		0.00
First Western Investment	325,142.71		325,142.71
CC Credit	-288.00		-288.00
Total Previous Year Balance Roll Over	461,601.39	\$57,160.00	404,441.39
		Total	
	Actual	Budget	Remaining
Revenue			
500 Miscellaneous Income		10,000.00	10,000.00
510 Interest Income			0.00
513 Interest - Investment Income		1,000.00	1,000.00
514 Inter - Arvest Bank Savings		150.00	150.00
Total 510 Interest Income	\$ 0.00	\$ 1,150.00	\$ 1,150.00
520 OKS Registration Income	13,219.20	32,000.00	18,780.80
530 Meet Sanction Income	275.00	3,000.00	2,725.00
540 Meet Entry Income	19,772.00	95,000.00	75,228.00
555 CS REG VIII Travel Fund		1,000.00	1,000.00
560 Zone Income			0.00
560.1 Central Zones Income		3,500.00	3,500.00
560.2 Open Water Zones Income		500.00	500.00
560.3 Multi Cultural Zones Income		2,500.00	2,500.00
Total 560 Zone Income	\$ 0.00	\$ 6,500.00	\$ 6,500.00
590 Expedited and Fee Income	400.00	500.00	100.00
598 State Income			0.00
598.2 OKS 14-Under State Income	35,280.00	35,000.00	-280.00
Total 598 State Income	\$ 35,280.00	\$ 35,000.00	-\$ 280.00
Sales	0.00		0.00
Total Revenue	\$ 68,946.20	\$ 184,150.00	\$ 115,203.80
Gross Profit	\$ 68,946.20	\$ 184,150.00	\$ 115,203.80
Expenditures			
600 Dues & Fees			0.00
602 Bank Service Fee		250.00	250.00
604 Central Zone		510.00	510.00
605 Miscellaneous Dues & Fees		500.00	500.00
Total 600 Dues & Fees	\$ 0.00	\$ 1,260.00	\$ 1,260.00

610 Computer Software	85.88	1,000.00	914.12
620 Office Supplies		200.00	200.00
625 Equipment Expense		1,000.00	1,000.00
630 Postage, Mail and Phone Exp		150.00	150.00
640 Professional Services	155.00	5,500.00	5,345.00
650 LSC Services			0.00
652 PO Box		100.00	100.00
654 Registration Services		4,500.00	4,500.00
655 Treasurer Services		4,500.00	4,500.00
656 Miscellaneous LSC Services	4,882.23	21,550.00	16,667.77
Total 650 LSC Services	\$ 4,882.23	\$ 30,650.00	\$ 25,767.77
670 HOD/BOD Meetings	64.00	6,000.00	5,936.00
680 Convention Seminar Expense		10,000.00	10,000.00
710 Age Group Meets			0.00
714 Central Zones			0.00
714.1 Central Zones Meet		16,000.00	16,000.00
714.2 Central Zones Open Water Meet		5,000.00	5,000.00
714.3 Multi Cultural Zones Meet		13,000.00	13,000.00
Total 714 Central Zones	\$ 0.00	\$ 34,000.00	\$ 34,000.00
719 State Meet Expenses	5,057.95	6,000.00	942.05
719.1 OKS Senior State Expenses		300.00	300.00
719.2 OKS 14-Under State Expenses	1,445.53	35,000.00	33,554.47
719.3 OKS LCM State Expenses		400.00	400.00
Total 719 State Meet Expenses	\$ 6,503.48	\$ 41,700.00	\$ 35,196.52
Total 710 Age Group Meets	\$ 6,503.48	\$ 75,700.00	\$ 69,196.52
720 Swimmers Expenses			0.00
721 Summer Sectional		8,000.00	8,000.00
722 Jr Nationals		4,000.00	4,000.00
723 Olympic Trials		3,600.00	3,600.00
724 Spring Sectional		6,000.00	6,000.00
725 Nationals		2,000.00	2,000.00
726 US Open		0.00	0.00
727 Winter Juniors	470.00	4,500.00	4,030.00
728 TYR		4,500.00	4,500.00
729 Futures		9,000.00	9,000.00
732 Zones			0.00
732.1 Central Zones		12,000.00	12,000.00
732.2 Open Water Zones		2,000.00	2,000.00
Total 732 Zones	\$ 0.00	\$ 14,000.00	\$ 14,000.00
Total 720 Swimmers Expenses	\$ 470.00	\$ 55,600.00	\$ 55,130.00
736 LSC Apparel		500.00	500.00
740 Coaches Expenses			0.00
741 Coaches Education		7,000.00	7,000.00
742 Coaches Travel	500.00	12,000.00	11,500.00

Total 740 Coaches Expenses	\$ 500.00	\$ 19,000.00	\$ 18,500.00
750 DEI Clinics		6,000.00	6,000.00
755 Workshops			0.00
756 LSC Practice Day		6,000.00	6,000.00
759 LSC Travel Workshops		6,000.00	6,000.00
Total 755 Workshops	\$ 0.00	\$ 12,000.00	\$ 12,000.00
770 Officials Expense		10,000.00	10,000.00
780 Safe Sport Expense		1,500.00	1,500.00
800 Miscellaneous Expense		500.00	500.00
810 Foundation -Champions Club		2,500.00	2,500.00
840 Volunterism Recognition		1,000.00	1,000.00
845 Merchant Service Fees		500.00	500.00
846 Melio Credit card fee	4.50	250.00	245.50
847 QuickBooks Payments Fees	96.75	500.00	403.25
Total Expenditures	\$ 12,761.84	\$ 241,310.00	\$ 228,548.16
Net Operating Revenue	\$ 56,184.36	-\$ 57,160.00	-\$ 113,344.36
Net Revenue	\$ 56,184.36	-\$ 57,160.00	-\$ 113,344.36
TOTAL CASH BALANCE	517,785.75	\$ 0.00	
Monday, Mar 04, 2024 08:54:22 AM GMT-8 - Cash Basis			

Oklahoma Swimming Inc.
Statement of Financial Position
As of February 29, 2024

	Total
ASSETS	
Current Assets	
Bank Accounts	
Arvest Bank - Aquatic	166,795.14
Arvest Bank - Registration	26,018.47
Arvest Bank - Savings	206.66
Arvest Bank - Travel	0.00
Citizen's Bank of Edmond	0.00
Savings (Reserve Account)	0.00
Transfer to Aquatic Fund	0.00
Total Bank Accounts	\$ 193,020.27
Other Current Assets	
First Western Investment Account	325,142.71
Undeposited Funds	0.00
Total Other Current Assets	\$ 325,142.71
Total Current Assets	\$ 518,162.98
TOTAL ASSETS	\$ 518,162.98
LIABILITIES AND EQUITY	
Liabilities	
Current Liabilities	
Credit Cards	
Arvest Credit Card	377.23
CBE Credit Card	0.00
Total Credit Cards	\$ 377.23
Total Current Liabilities	\$ 377.23
Total Liabilities	\$ 377.23
Equity	
Opening Balance Equity	193,110.32
Unrestricted Net Assets	268,491.07
Net Revenue	56,184.36
Total Equity	\$ 517,785.75
TOTAL LIABILITIES AND EQUITY	\$ 518,162.98

2024 14-Under State Meet Financials

Oklahoma Swimming - For Office Use Only License

HY-TEK's MEET MANAGER 8.0 - 2/21/2023 Page 1
 2024 OKS 14-Under State Championships - 7/21/2023 to 7/23/2023 Sanction #: OK-23107 OK-23107T

Team	Relays	Athletes	Rel Only	Entries	Surcharge	Entry Fee	Other Fees	Total	Notes
ACE-OK	0	5	0	27	175.00	270.00	0.00	445.00	
AESC-OK	17	46	0	211	1,610.00	2,450.00	0.00	4,060.00	Includes
BAC-OK	7	22	0	94	770.00	1,080.00	0.00	1,850.00	
BSC-OK	7	18	10	37	630.00	510.00	0.00	1,140.00	
BVSC-OK	19	33	0	220	1,155.00	2,580.00	0.00	3,735.00	
GASC-OK	0	9	0	37	315.00	370.00	0.00	685.00	
GCSC-OK	0	2	0	10	70.00	100.00	0.00	170.00	
JTSC-OK	40	71	1	352	2,485.00	4,320.00	0.00	6,805.00	
KMS-OK	47	10	0	403	350.00	4,970.00	0.00	5,320.00	
KMS-OK	0	1	0	3	35.00	60.00	100.00	195.00	Late Entry
PSST-OK	0	4	0	25	140.00	250.00	0.00	390.00	
SAC-OK	0	0	0	0	0.00	0.00	0.00	0.00	
SASC-OK	0	1	0	1	35.00	10.00	0.00	45.00	
SSC-OK	6	18	0	108	630.00	1,200.00	0.00	1,830.00	
ST-OK	18	33	14	117	1,155.00	1,530.00	0.00	2,685.00	
TAC-OK	15	26	1	126	910.00	1,560.00	0.00	2,470.00	
UN-OK (Bradley)	0	5	0	32	175.00	320.00	0.00	495.00	
VORT-OK	0	2	0	6	70.00	60.00	0.00	130.00	
	176	306	26	1809	10,710.00	21,640.00	100.00	32,450.00	

Time Trials	Number	Fee	Total
Time Trials	5	20.00	100.00

Arvest Deposit	
145.00	Cash
35,135.00	Checks
35,280.00	Total Arvest Deposit

Expenses	Status	Amount	Income	Status	Amount
Bag Tags	CR to Bag Tags	938.69 Paid	Surcharge/Entry Fees	Include in Dis	32,350.00
Hospitality & Expenses			Fees/Fines	Retained by c	100.00
Brian Powers	ER to Brian	766.51 Paid	Time Trials	Include in Dis	100.00
Anna Fulbright	ER to Anna	2,614.96 Paid	SwimQuik Merch	Paid directly	-
Jenks Community Ed - Pool	CR to JCE	9,000.00 Paid			Not entering as paid directly to JTSC
Meet Ref Hotel	CR to Tracey Garrett	506.84 Paid			
OME Online Payment Fee		-			
TOTAL EXPENSES		13,827.00	TOTAL INCOME		32,550.00
NET INCOME		18,723.00			
Fee Income to OKS		100.00			
Splash fees to OKS	Relays + Individuals + Time Trials	3,980.00			
Merchandise direct to JTSC		-			
INCOME EXCLUDED FROM DISTRIBUTION		4,080.00			
DISTRIBUTION AMOUNT		14,643.00	18,723.00	Total Amount to be paid out/reclassed from 598.2 14-Under State Income	
PER SHARE DISTRIBUTION AMOUNT	Excludes OKS Unattached Shares	34.45			

2024 14-Under State Meet Financials

Sum of Shares	Column Labels					% of Official	% of Volunteer	
Row Labels	Meet Staff	Official	Volunteer	Athletes	Grand Total	% of Total Shares	Shares	Shares
ACE			1		1	0%	0%	0%
AESC			1		1	3%	4%	2%
BAC		6			6	4%	7%	3%
BSC		6	5		11	68%	36%	85%
BVSC		10	7		17	5%	9%	2%
JTSC	18	50	221		289	2%	4%	1%
KMS		12	6	3	21	2%	6%	0%
PSST		5	3	2	10	8%	19%	2%
SAC		8			8	5%	11%	3%
SSC		27	4	3	34	0%	0%	0%
ST		16	7		23	1%	4%	0%
TAC			4		4	1%	0%	2%
Grand Total	18	140	259	8	425	97%	96%	98%

Distributions From 598.3 OKS LCM State Income

JE from 598.2 OKS 14-Under State Income - Splash Fees	3,980.00	<i>Reclass to 540 Meet Entry Income</i>
JE from 598.2 OKS 14-Under State Income - Late Fee	100.00	<i>Reclass to 590 Expedited and Fee Income</i>
Check/ACH to ACE	34.45	<i>Code to 719.2 OKS 14-Under State Expenses</i>
Check/ACH to AESC	34.45	<i>Code to 719.2 OKS 14-Under State Expenses</i>
Check/ACH to BAC	206.72	<i>Code to 719.2 OKS 14-Under State Expenses</i>
Check/ACH to BSC	379.00	<i>Code to 719.2 OKS 14-Under State Expenses</i>
Check/ACH to BVSC	585.72	<i>Code to 719.2 OKS 14-Under State Expenses</i>
Check/ACH to JTSC	9,957.24	<i>Code to 719.2 OKS 14-Under State Expenses</i>
Check/ACH to KMS	723.54	<i>Code to 719.2 OKS 14-Under State Expenses</i>
Check/ACH to PSST	344.54	<i>Code to 719.2 OKS 14-Under State Expenses</i>
Check/ACH to SAC	275.63	<i>Code to 719.2 OKS 14-Under State Expenses</i>
Check/ACH to SSC	1,171.44	<i>Code to 719.2 OKS 14-Under State Expenses</i>
Check/ACH to ST	792.44	<i>Code to 719.2 OKS 14-Under State Expenses</i>
Check/ACH to TAC	137.82	<i>Code to 719.2 OKS 14-Under State Expenses</i>
Total Distributions	18,723.00	<i>- Math Check</i>
	14,643.00	

2024 OK Division 2 Meet - West

Filter by LSC

LSC

Filter by Team

Club

Number of Swims

1,152

Number of Swimmers

192

Number of LSC's

1

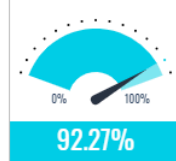
Number Of Teams

7

Percent Lifetime Best



Percent Season Best



Number of Records Broken

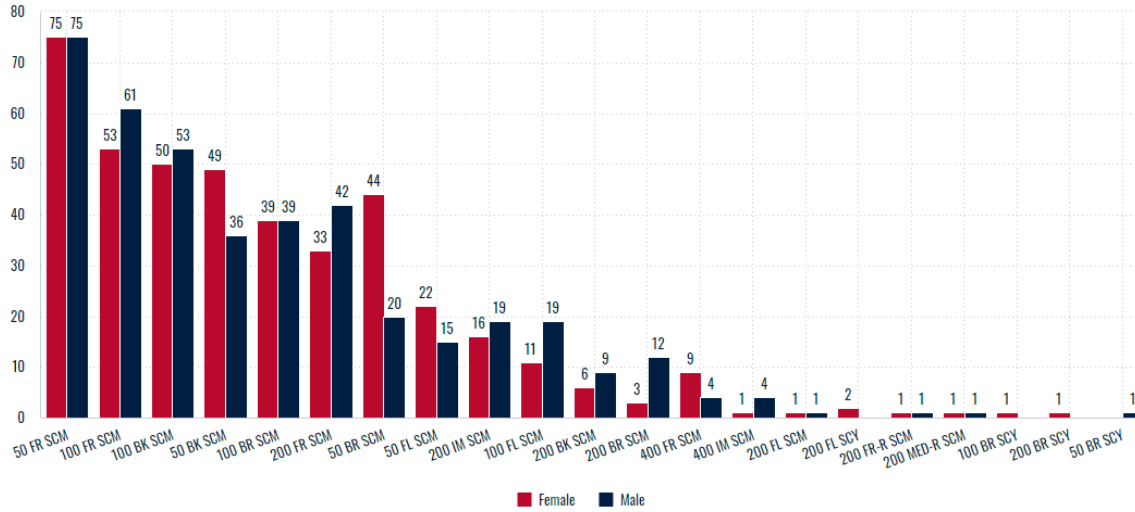
20

Person Key

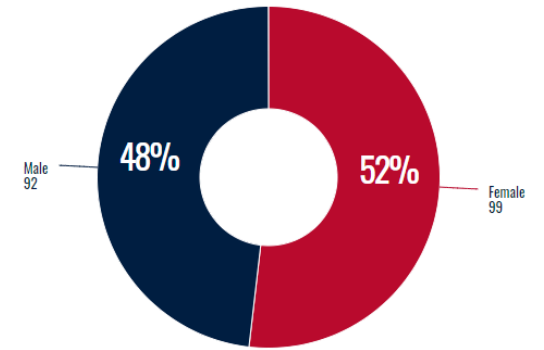
9

INDIVIDUAL EVENTS | **RELAY EVENTS**

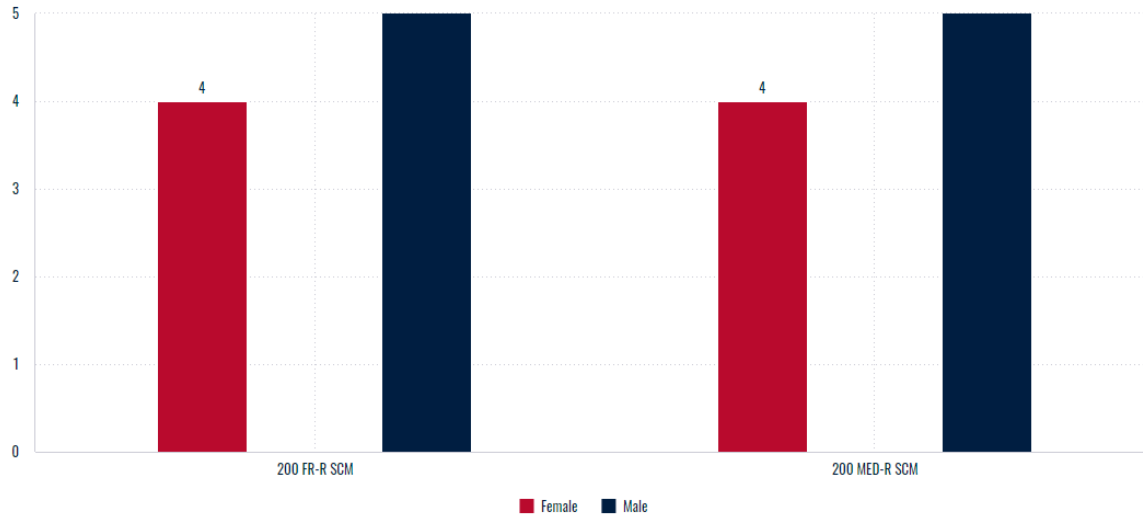
Number of Swimmers per Event



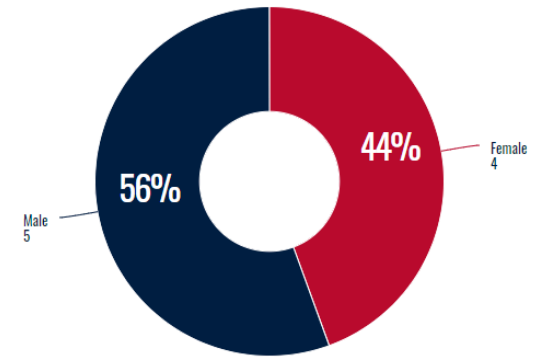
Individual Competition Categories



Number of Relays per Event



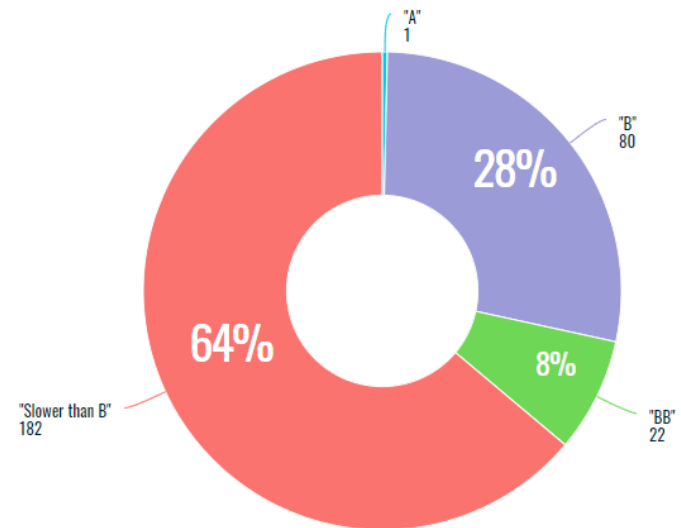
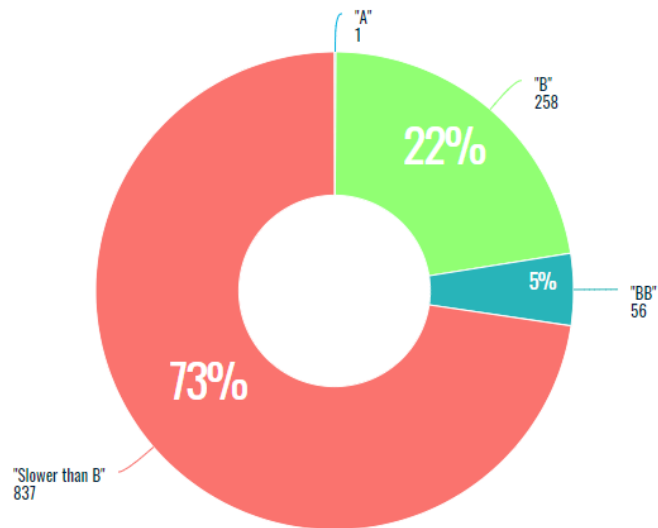
Relay Competition Categories





Number of Swims

LscClub	Swimmers	Splashes
King Marlin Swim Club (OK-KMS)	83	500
SwimTulsa (OK-ST)	34	252
Bison Aquatic Club (OK-BAC)	29	159
Sooner Swim Club (OK-SSC)	29	127
Green Country Swim Club (OK-GCSC)	13	75
Aquatic Club of Enid (OK-ACE)	5	21
Vortex Swimming LLC (OK-VORT)	3	18



2024 OK Division 2 Meet - East

Filter by LSC

LSC

Filter by Team

Club

Number of Swims

1,084

Number of Swimmers

184

Number of LSC's

1

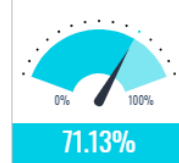
Number Of Teams

8

Percent Lifetime Best



Percent Season Best



Number of Records Broken

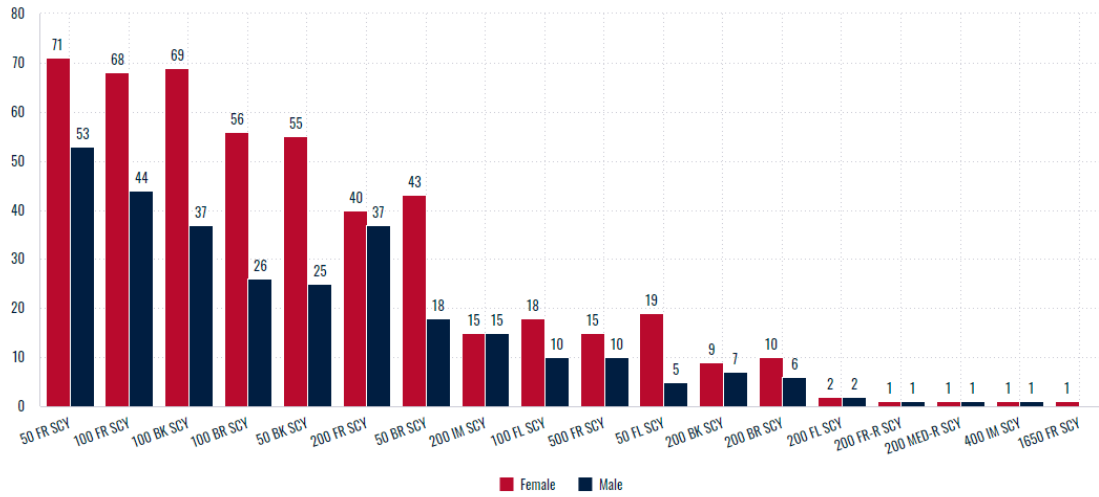
51

Person Key

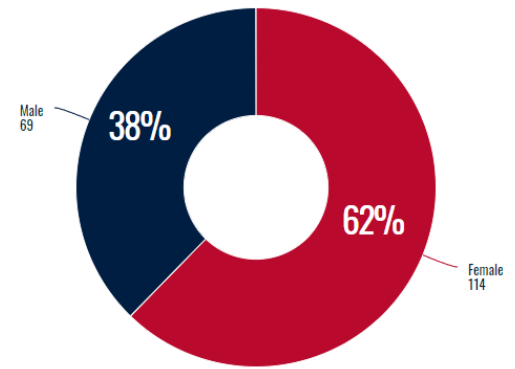
34

INDIVIDUAL EVENTS | **RELAY EVENTS**

Number of Swimmers per Event

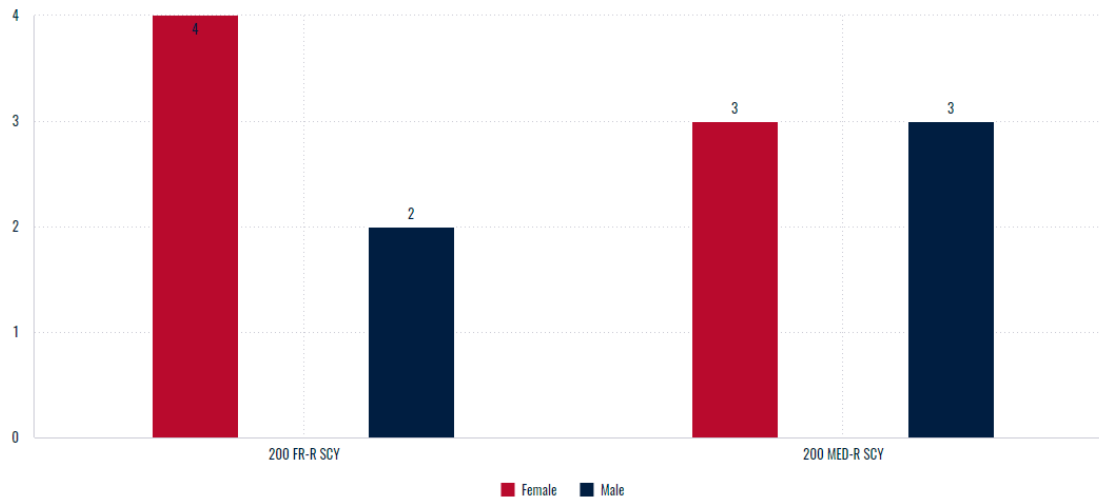


Individual Competition Categories

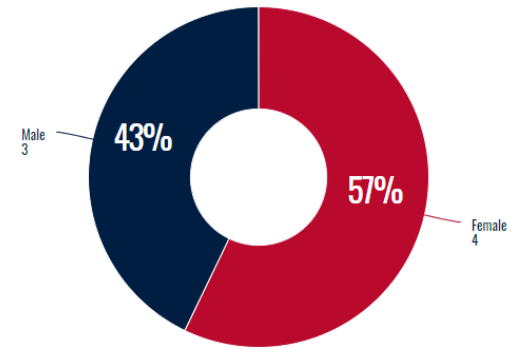


INDIVIDUAL EVENTS | RELAY EVENTS

Number of Relays per Event



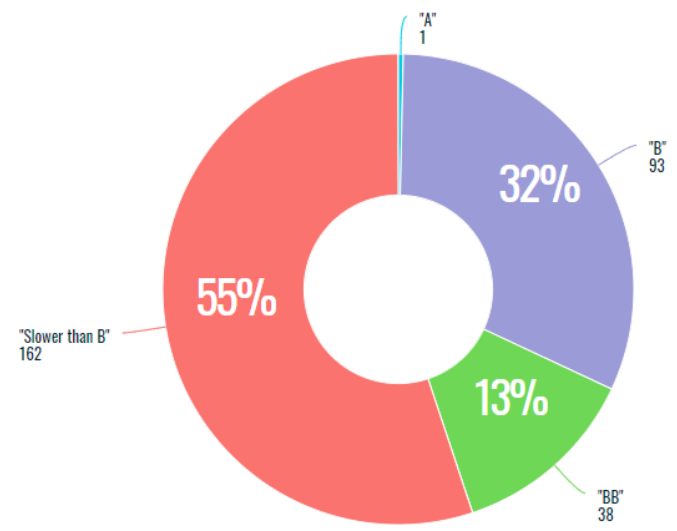
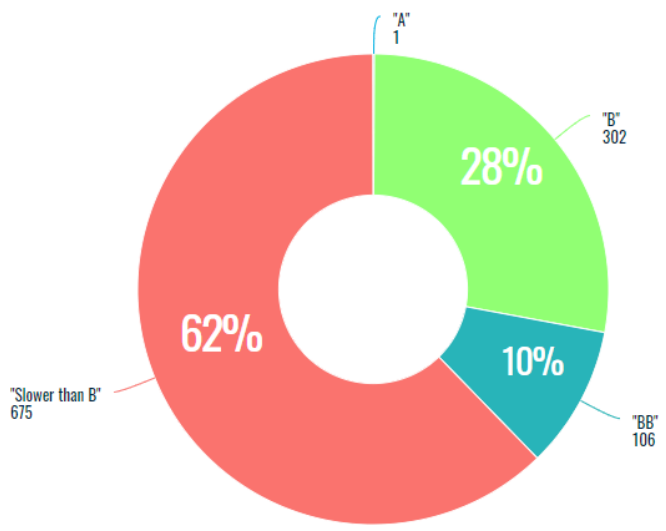
Relay Competition Categories





Number of Swims

LscClub	Swimmers	Splashes 
Jenks Trojan Swim Club (OK-JTSC)	64	392
Bartlesville Splash Club (OK-BVSC)	38	274
American Energy Swim Club (OK-AESC)	28	135
Greater Ada Swim Club (OK-GASC)	17	96
Trident Aquatics Club (OK-TAC)	18	89
Unattached (OK-UN)	7	46
Bixby Swim Club (OK-BSC)	9	37
Ponca Sailfish Swim Team (OK-PSST)	6	15



2024 OK 14-under Age Group Championships

Filter by LSC

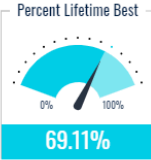
Filter by Team

Number of Swims
2,693

Number of Swimmers
346

Number of LSC's
1

Number Of Teams
16

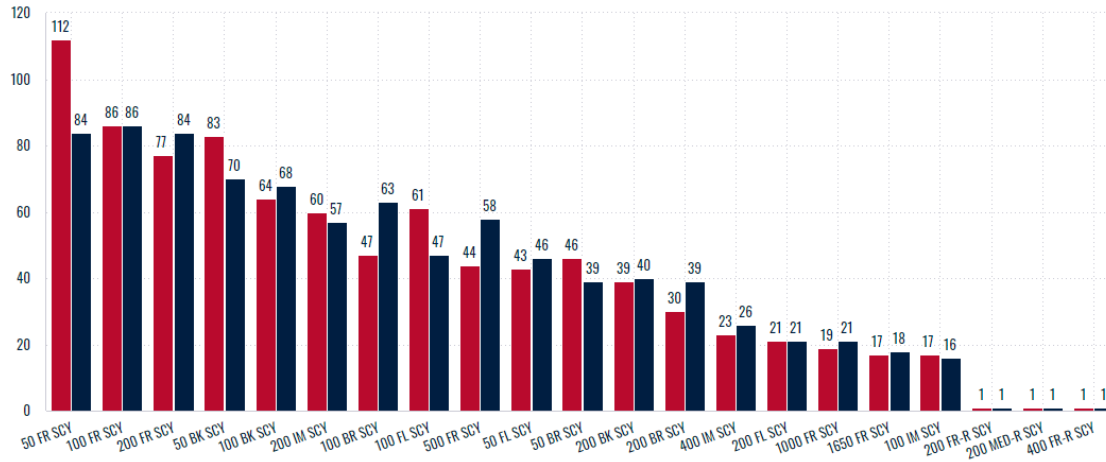


Number of Records Broken
53

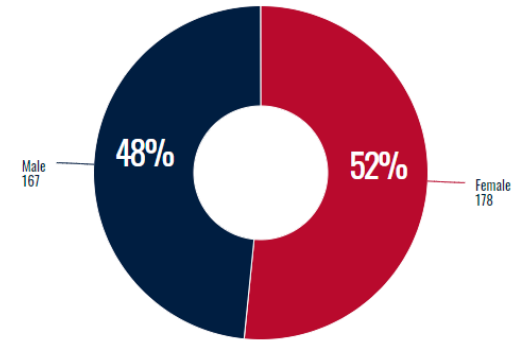
Person Key
30

INDIVIDUAL EVENTS | RELAY EVENTS

Number of Swimmers per Event

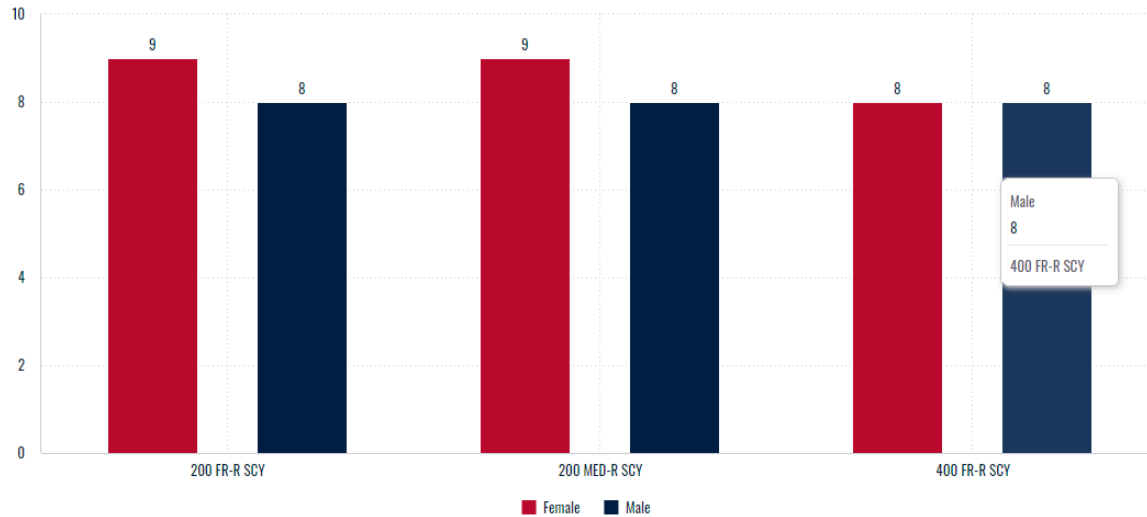


Individual Competition Categories

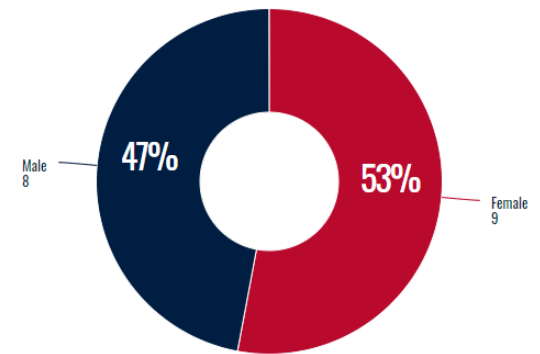


Powered by Sisense

Number of Relays per Event



Relay Competition Categories





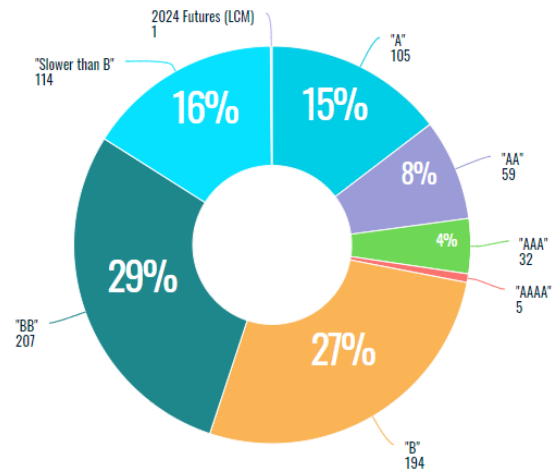
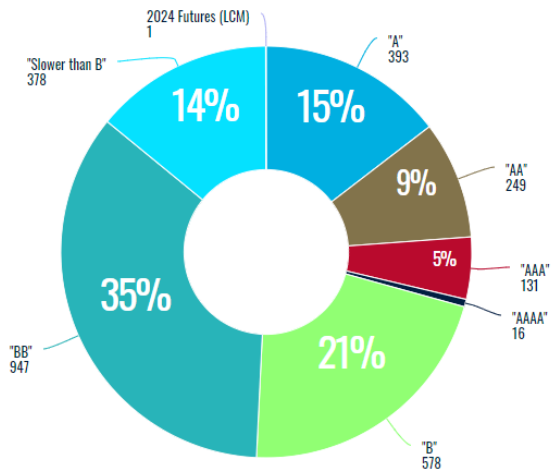
Number of Swims

LscClub	Swimmers	Splashes
King Marlin Swim Club (OK-KMS)	77	637
Jenks Trojan Swim Club (OK-JTSC)	70	540
American Energy Swim Club (OK-AESC)	44	313
Bartlesville Splash Club (OK-BVSC)	34	301
Trident Aquatics Club (OK-TAG)	27	215
SwimTulsa (OK-ST)	22	176
Sooner Swim Club (OK-SSC)	19	174
Bison Aquatic Club (OK-BAC)	22	124
Bixby Swim Club (OK-BSC)	10	52
Unattached (OK-UN)	6	38
Greater Ada Swim Club (OK-GASC)	9	37
Ponca Sailfish Swim Team (OK-PSST)	4	34
Aquatic Club of Enid (OK-ACE)	5	31
Green Country Swim Club (OK-GCSC)	2	13
Vortex Swimming LLC (OK-VORT)	2	6
Scion Aquatic Swim Club (OK-SASC)	1	2



Records

RecordListName	Number of Records
Oklahoma Swimming LSC Open Record Progressions	30
Oklahoma Swimming LSC Record Progressions	23
All Time Top 100 Age Group Times	1



2024 OK Senior State Championships

Filter by LSC

LSC

Filter by Team

Club

Number of Swims

2,212

Number of Swimmers

267

Number of LSC's

1

Number Of Teams

15

Percent Lifetime Best



Percent Season Best



Number of Records Broken

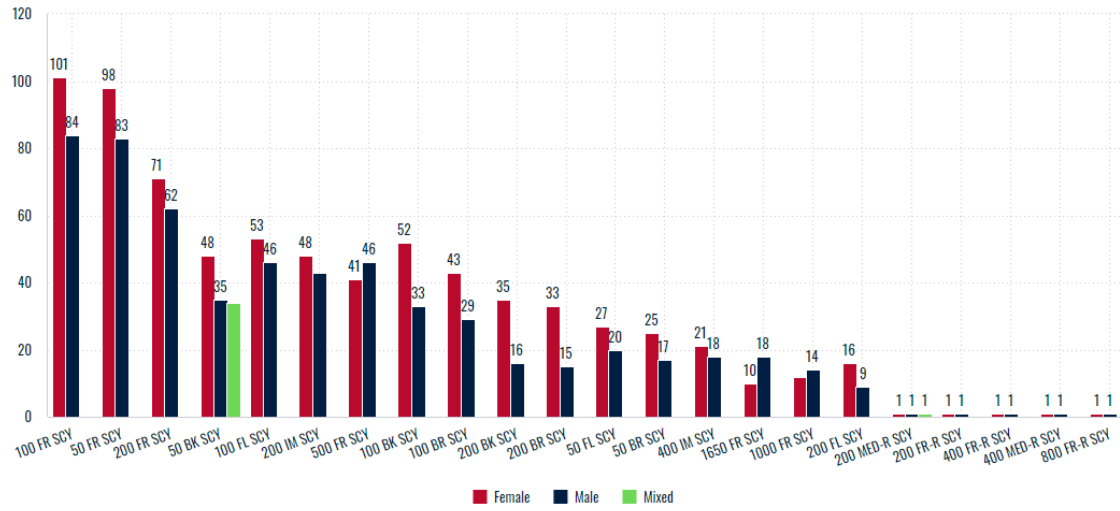
480

Person Key

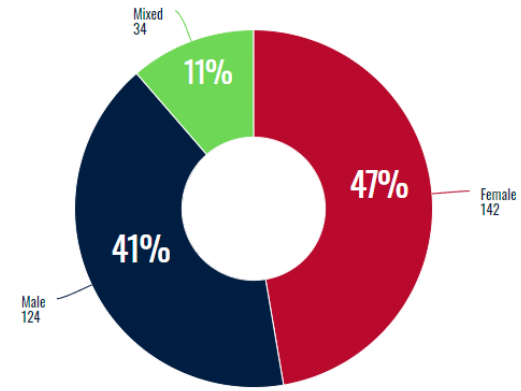
152

INDIVIDUAL EVENTS | **RELAY EVENTS**

Number of Swimmers per Event

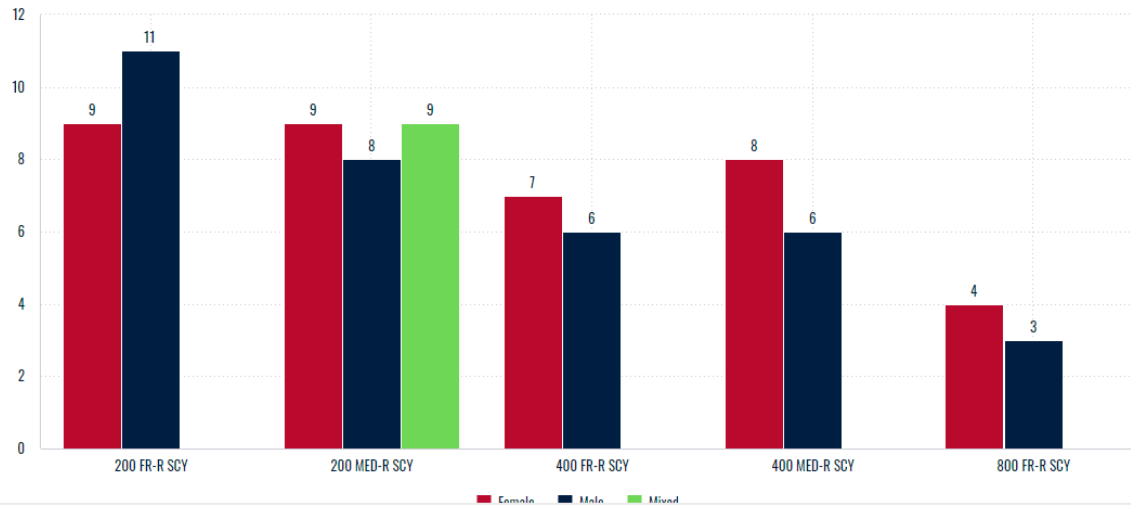


Individual Competition Categories

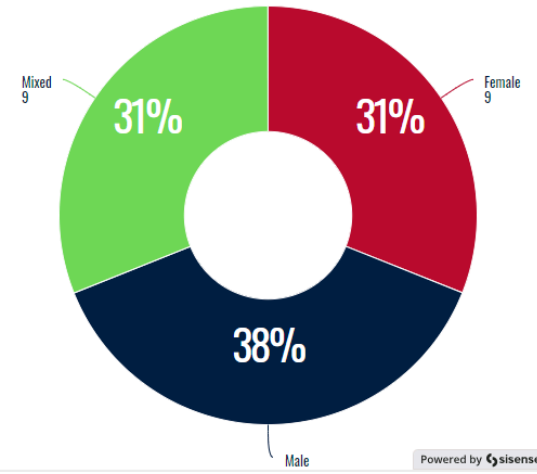


INDIVIDUAL EVENTS | RELAY EVENTS

Number of Relays per Event




Relay Competition Categories





Number of Swims

LscClub	Swimmers	Splashes 
Bartlesville Splash Club (OK-BVSC)	42	454
King Marlin Swim Club (OK-KMS)	53	437
Jenks Trojan Swim Club (OK-JTSC)	47	368
Trident Aquatics Club (OK-TAC)	25	198
American Energy Swim Club (OK-AESC)	23	185
Bison Aquatic Club (OK-BAC)	21	158
Sooner Swim Club (OK-SSC)	17	120
Ponca Sailfish Swim Team (OK-PSST)	9	95
SwimTulsa (OK-ST)	10	68
Unattached (OK-UN)	9	56
Aquatic Club of Enid (OK-ACE)	7	34
Bixby Swim Club (OK-BSC)	2	12
Green Country Swim Club (OK-GCSC)	5	11
SAC Swim (OK-SAC)	3	11
Greater Ada Swim Club (OK-GASC)	4	5

