



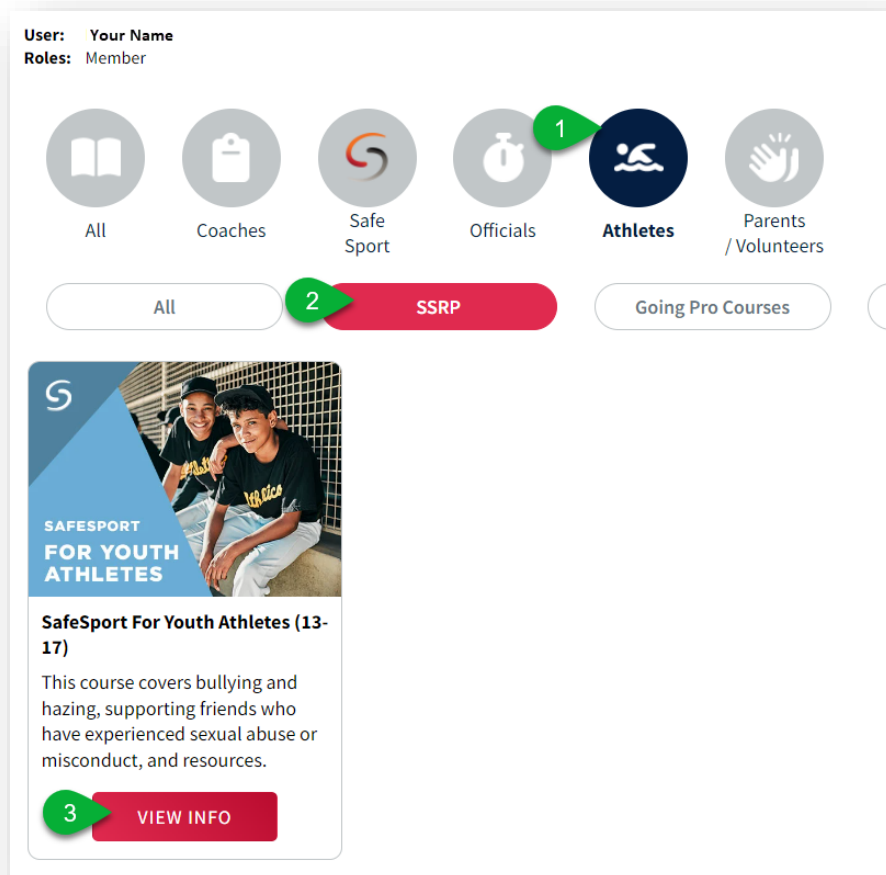
Online Education Steps

Athletes must be sure to complete all required training through their own login. Athletes attempting to complete training through a parent's login will not receive credit. [How to create an account for your athlete who is a minor. Click here.](#)

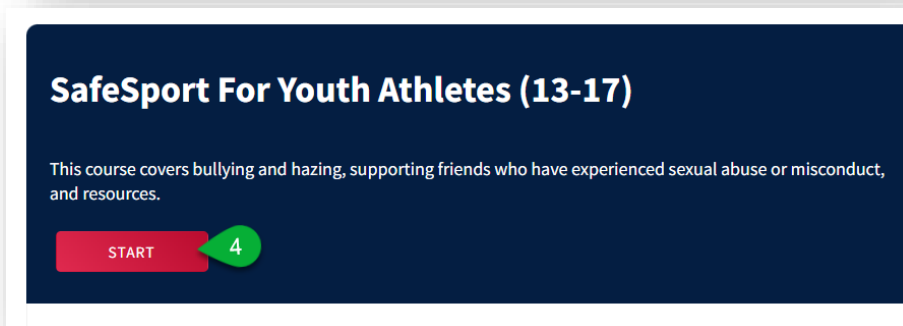
Athletes

Go to <https://university.usaswimming.org/landing>.

- Step 1. Click on Athletes.
- Step 2. Click on SSRP.
- Step 3. Click on the athlete course view Info button.



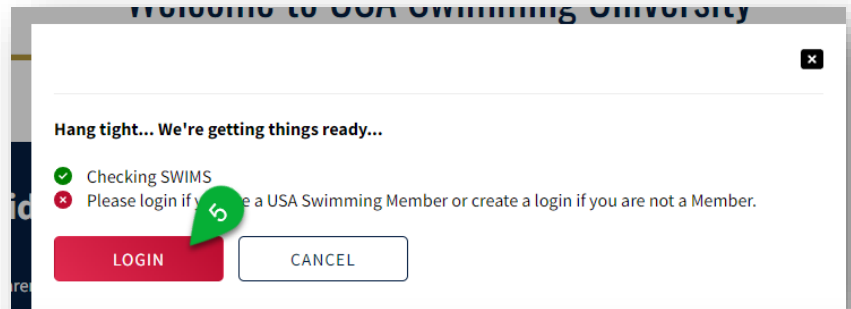
- Step 4. Click on Start.





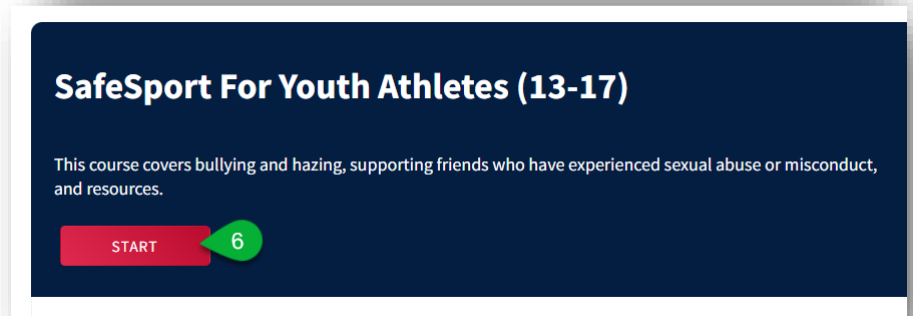
Step 5. Click on Login.

- You will be prompted to login or create a login if you are not currently a member.



Step 6. Once you are logged in, click on Start to begin the course.

- Once the course is complete click on the Submit Button and complete the survey at the end of the course.



Step 7. To download the certificate, click on View Transcript and click on the course "Download Certificate" button. (Sometimes it takes the system a little bit to update, you may need to log out and then back in again later).



If you have any issues create a [helpdesk ticket](#).