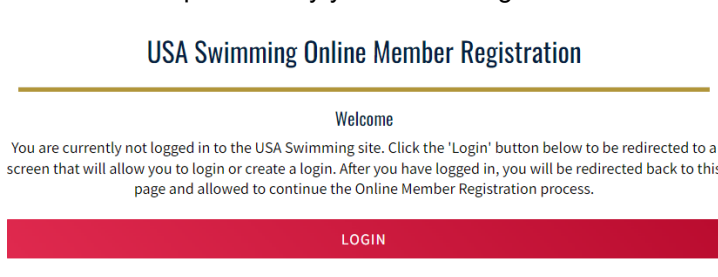


Instructions for 2024 Registering with USA Swimming

Click on the link provided by your club to register with USA Swimming. You'll see the following:



USA Swimming Online Member Registration

Welcome

You are currently not logged in to the USA Swimming site. Click the 'Login' button below to be redirected to a screen that will allow you to login or create a login. After you have logged in, you will be redirected back to this page and allowed to continue the Online Member Registration process.

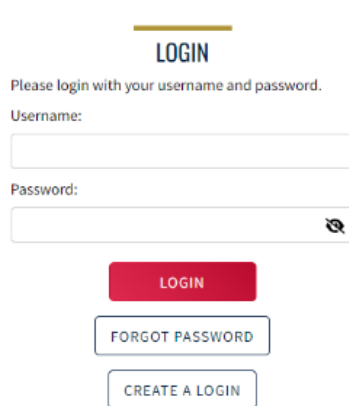
LOGIN

Click on *LOGIN*.

If you already have created an account with USA Swimming, log into that account and proceed through the process to register yourself or your children or both! At the end of the first registration that you create, you'll see the option to *Add Another Member* before you check out. You will receive an email confirmation of the registrations that you have submitted.

If you have not created an account with USA Swimming, you can do so from the login screen.

1. Select **Create a Login**.



LOGIN

Please login with your username and password.

Username:

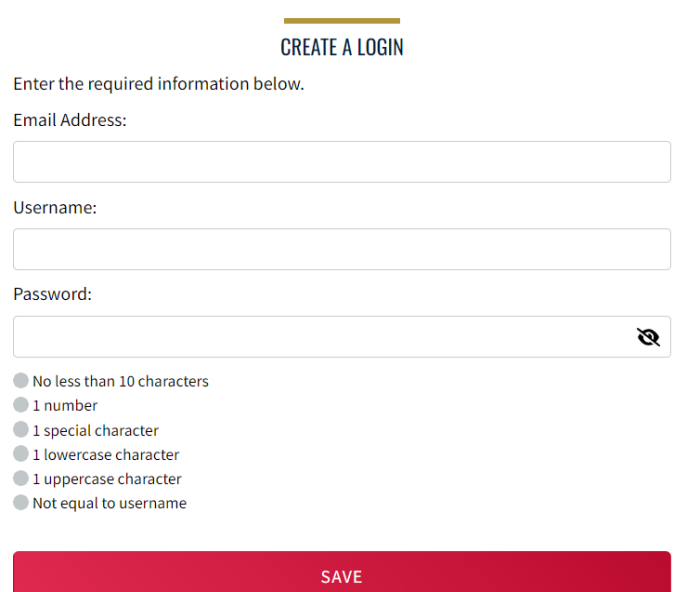
Password:

LOGIN

FORGOT PASSWORD

CREATE A LOGIN

Please make sure to use a personal email address instead of a shared account since this will be linked to your individual membership or account. Shared or group email addresses such as office@abcde.com should not be used.



CREATE A LOGIN

Enter the required information below.

Email Address:

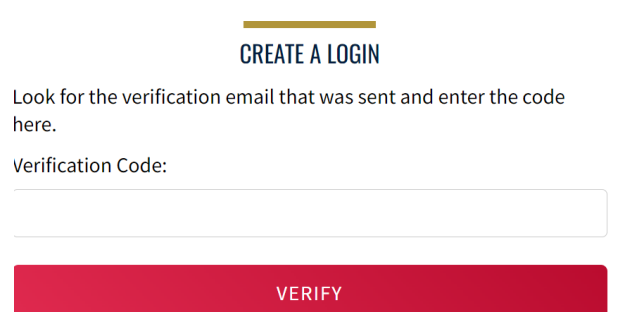
Username:

Password:

- No less than 10 characters
- 1 number
- 1 special character
- 1 lowercase character
- 1 uppercase character
- Not equal to username

SAVE

2. You'll receive an email with a verification code. Once the verification code is entered, you'll be asked to log in using the username and password you just created.



CREATE A LOGIN

Look for the verification email that was sent and enter the code here.

Verification Code:

VERIFY

3. Then you'll be asked to select if the membership is for you or someone else. Select the appropriate answer and complete the remaining steps to register yourself and/or other family members. At the end of the first registration that you create, you'll see the option to *Add Another Member* before you check out. You will receive an email confirmation of the registrations that you have submitted.

That's all there is to it! The username and password you entered in step 1 is the login for your new account.