

New to USA Swimming: How to Register for USA Swimming

*Your swimmer has **NEVER** had a USA Swimming registration

If your swimmer has **EVER been registered (even if expired) or is a transfer **STOP**

***These steps are approximate and may not match exactly. Volunteers to update all guides are appreciated and will be awarded volunteer hours for the time.

1) Navigate to <https://hub.usaswimming.org/landing>

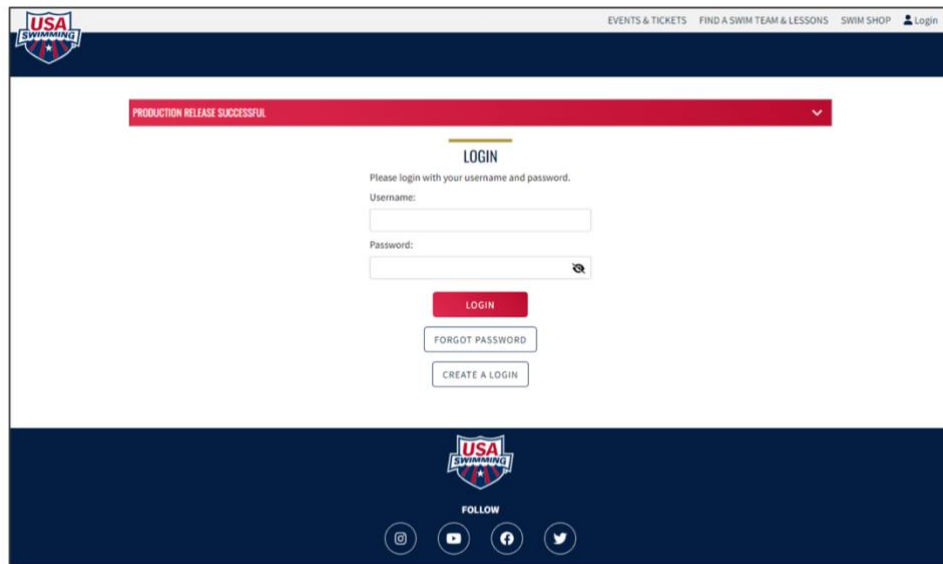


Figure P.1. USA Swimming SWIMS 3.0 landing page

2) Click “Create A Login” and follow the steps

If you (parent) have ever had a USA Swim account for yourself (ie official/non-athlete registration/coach) you need to STOP and contact the FTLL Treasurer for additional directions.

New Users: Click
“Create a Login”

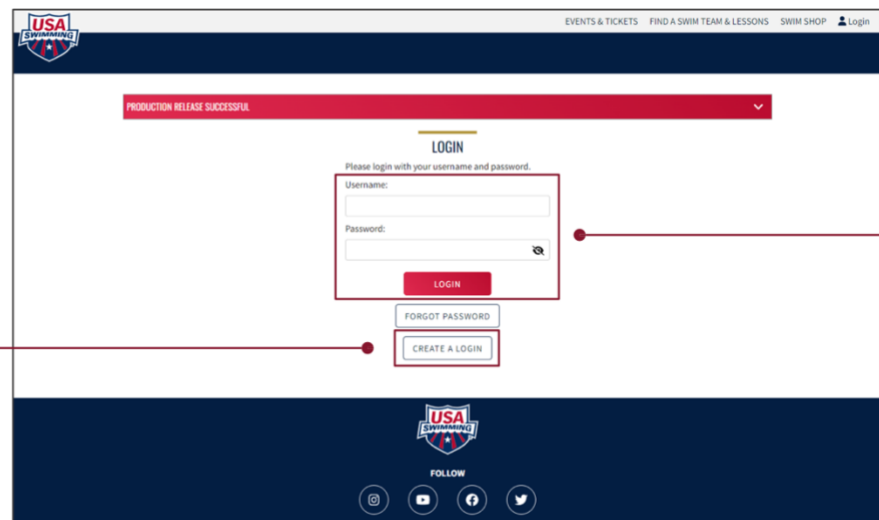


Figure P.1. USA Swimming SWIMS 3.0 landing page

- 3) Enter your (parent) email address, select a username, and choose a password; click “Save”

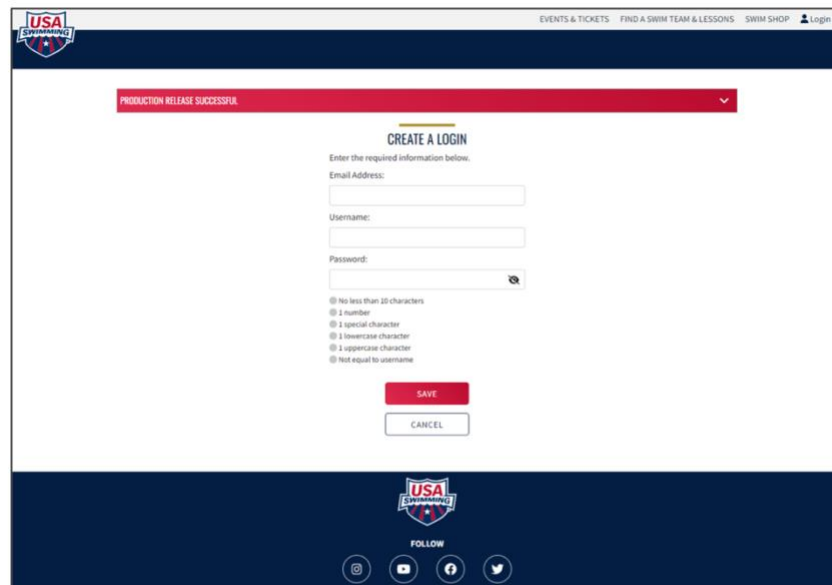


Figure P.2. Create an account landing page

- 4) Enter the verification code you received via email
The verification code will come from “PingOne”. If you do not receive your verification code, check your spam folder.

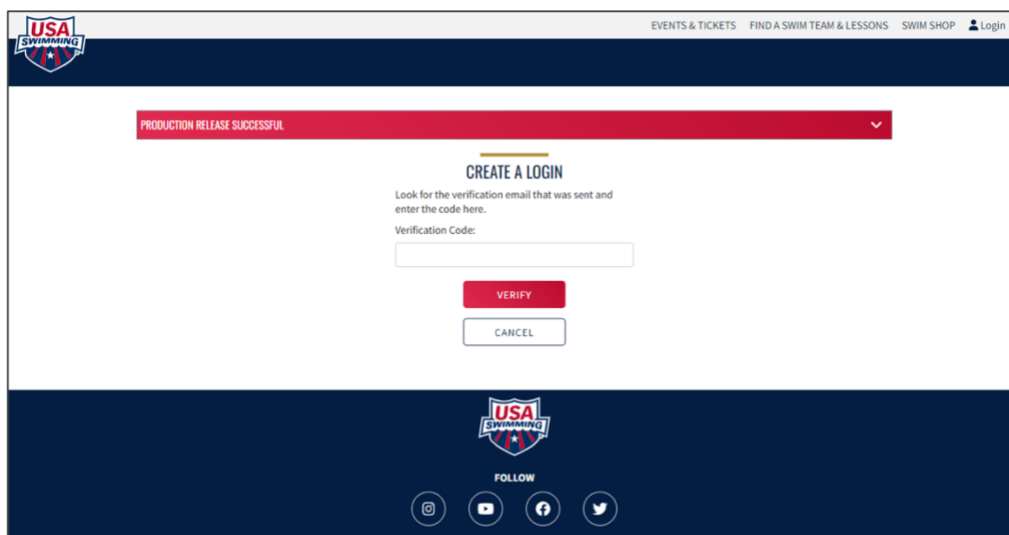


Figure P.3. New account e-mail verification

- 5) After verifying your email address, you will be redirected to the login page. Enter your/parent username & password, and click “Login”

Enter your username & password, click “Login”

Figure P.1. USA Swimming SWIMS 3.0 landing page

- 6) At your first login, you will be required to create your (parent) USA Swimming membership. Click “Create New Account”

New Members: Click “Create New Account” and follow the on-screen instructions

Figure P.4. Link membership landing page

- 7) Input the requested information for yourself (NOT your swimmer) and click “Save”
- **Only complete this step if you (parent) have NEVER had a USA Swimming membership.****

Completing this step does NOT register you (parent) as a USA Swimming member; this step only creates a member record and generates your

Member ID. You will still be required to go through the registration process using the link provided by our team in step 8 to register your swimmer.

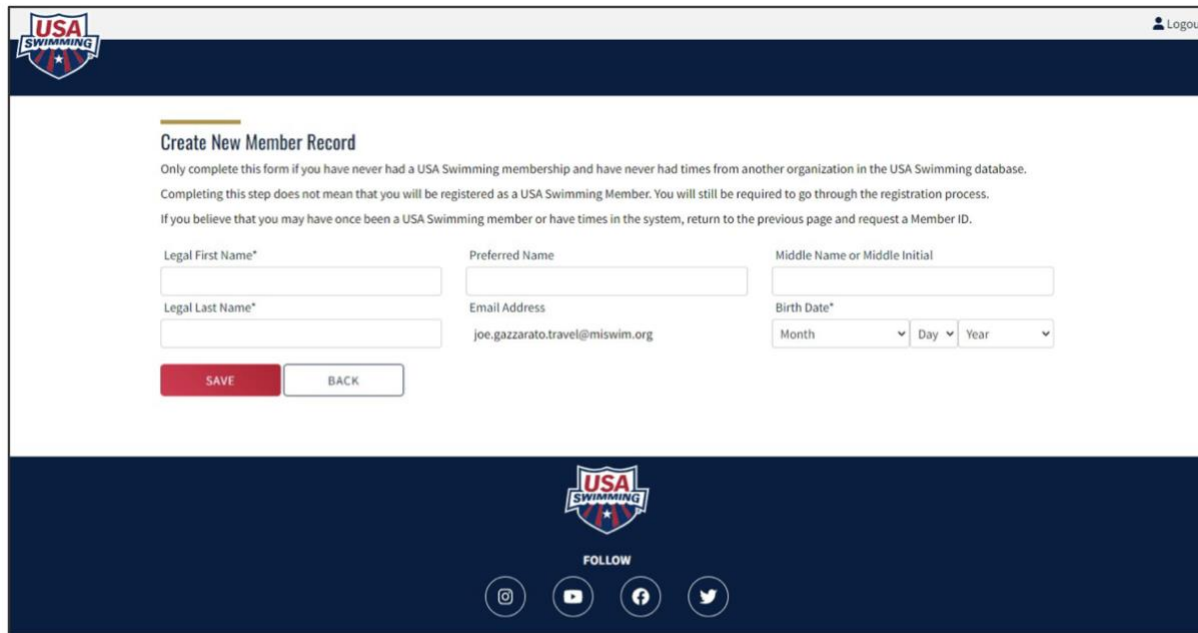
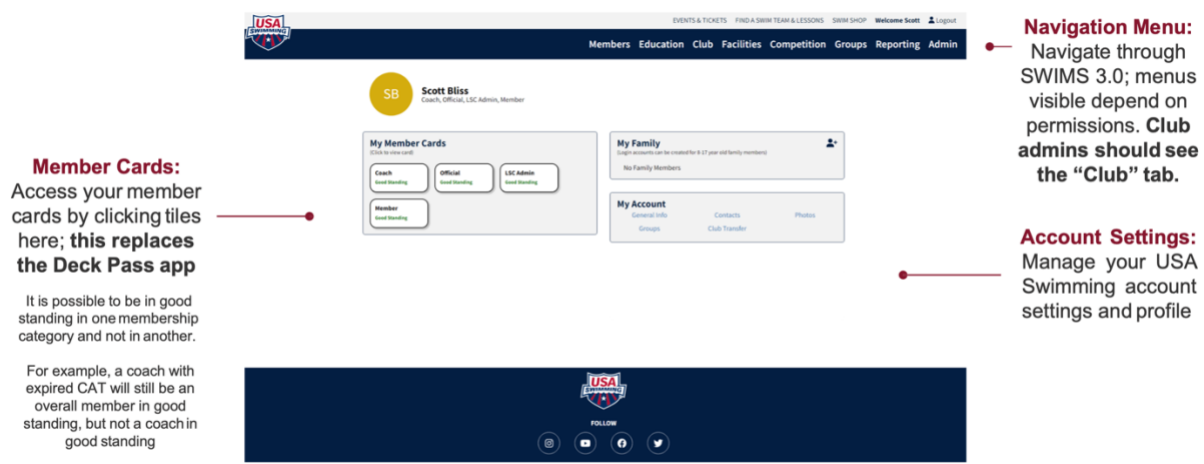


Figure P.7. New member record creation landing page

Once you have successfully logged-in, you will see your (parent) new USA Swimming member dashboard.

Tip: You can navigate back to the member dashboard by clicking “Members” “Dashboard” at any time.



Member Cards:
Access your member cards by clicking tiles here; this replaces the Deck Pass app

It is possible to be in good standing in one membership category and not in another.

For example, a coach with expired CAT will still be an overall member in good standing, but not a coach in good standing

Navigation Menu:
Navigate through SWIMS 3.0; menus visible depend on permissions. Club admins should see the “Club” tab.

Account Settings:
Manage your USA Swimming account settings and profile

Figure P.8. New USA Swimming member dashboard

8) Register your swimmer for the 2025-26 season. This is required of all swimmers. Here are the steps for a swimmer NEVER registered with USA Swimming. Click “Logout” in the top right BEFORE starting.

- a. Logout of parent account. Click on link to go to the FTLL registration <https://omr.usaswimming.org/omr/welcome/C4962B1C149A4B>

USA Swimming Online Member Registration

Welcome

You are currently not logged in to the USA Swimming site. Click the 'Login' button below to be redirected to a screen that will allow you to login or create a login. After you have logged in, you will be redirected back to this page and allowed to continue the Online Member Registration process.

LOGIN

- b. Login using the credentials you just created

USA Swimming Online Member Registration

Welcome

Click 'Continue' to register a new person or re-register an existing person with USA Swimming. This registration is associated as a member of the,

LSC: **Missouri Valley Swimming (MV)**
Club: **Fort Leavenworth Lancers (FTLL)**

If this is not the registration option that you intended, please get the correct link from your coach before starting your registration.


CONTINUE

- c. Select “The membership is for someone other than the logged-in user” and mark “No” for Has this person ever had a USA Swimming Membership. Click “New Member”

USA Swimming Online Member Registration

Who is the membership for?

- ☐ The membership is for myself,
☒ The membership is for someone other than the logged-in user ⓘ
Has this person ever had a USA Swimming Membership? **No** ✕



- d. Complete the required fields for “About Member”. This is your swimmer’s information.

USA Swimming Online Member Registration

Registration For:

* **About Member**

× Member Contact
(complete other steps first)

× Membership
(complete other steps first)

× Ethnicity
(complete other steps first)

× Gender
(complete other steps first)

× Member Summary
(complete other steps first)

About Member

Legal First Name*

test

Legal Last Name*

test

Suffix

Legal Middle Name*

test

☐ Member does not have a Middle Name

Birth Date*

January

01

2012

Member is a US Citizen?*

☒ Yes ☐ No

Preferred Name

test

BACK

CONTINUE

- e. Complete the required field for “Member Contact”. This is generally your information.

USA Swimming Online Member Registration

Registration For:
test test test

✓ **About Member**

* **Member Contact**

× Membership
(complete other steps first)

× Ethnicity
(complete other steps first)

× Gender
(complete other steps first)

× Member Summary
(complete other steps first)

Emergency Contact

First Name*

Last Name*

Relationship To Member*

Parent

Email Address*

Phone Number*

+1

Phone Type*

Mobile

Address Line 1*

Address Line 2

City*

State*

Zip Code*

BACK

CONTINUE

- f. Select “Membership” Type
Premium – All youth swimmers

USA Swimming Online Member Registration

Registration For:
test test test

- ✓ **About Member**
- ✓ **Member Contact**
- * **Membership**
- ✗ **Ethnicity**
(complete other steps first)
- ✗ **Gender**
(complete other steps first)
- ✗ **Member Summary**
(complete other steps first)

Membership

[USA Swimming Membership](#) [Select Memberships](#)

MEMBERSHIP NAME	EXPIRATION DATE		
Premium Athlete	12/31/2023	<input checked="" type="checkbox"/>	Details

BACK

CONTINUE

- g. Complete the required field for “Ethnicity”

USA Swimming Online Member Registration

Registration For:
test test test

- ✓ **About Member**
- ✓ **Member Contact**
- ✓ **Membership**
- * **Ethnicity**
- ✗ **Gender**
(complete other steps first)
- ✗ **Member Summary**
(complete other steps first)

Ethnicity

Hispanic/Latino Ethnicity

☐ Hispanic or Latino

☐ Not Hispanic or Latino

☐ I prefer not to say

BACK

CONTINUE

- h. Complete the required field for “Gender”

USA Swimming Online Member Registration

Registration For:
test test test

- ✓ **About Member**
- ✓ **Member Contact**
- ✓ **Membership**
- ✓ **Ethnicity**
- * **Gender**
- ✗ **Member Summary**
(complete other steps first)

Competition Category

for the purpose of athlete swimming eligibility, competition, selection and records, stated as male or female.

Athletes are required to register with the competition category which corresponds to the biological gender assigned to the athlete at birth. Any athlete wishing to compete in a competition category different than the biological gender assigned to the athlete at birth, please reference the process outlined in USA Swimming's [Athlete Inclusion, Competitive Equity and Eligibility Policy](#)

Select Competition Category

☐ Male

☐ Female

BACK

CONTINUE

- i. Review “Member Summary” toggling each box to “Yes”

USA Swimming Online Member Registration

Registration For:
test test test

- ✓ About Member
- ✓ Member Contact
- ✓ Membership
- ✓ Ethnicity
- ✓ Gender
- ✓ Member Summary

Legal Acknowledgements

Please indicate that you acknowledge each of the passages below by clicking each of the sliders until they all read "Yes" and virtually sign the form.

USADA Disclaimer

As a USA Swimming member, I understand and agree that I may be drug tested at any time, that I am subject to and will abide by the USADA Protocol for Olympic and Paralympic Movement Testing, its Annexes, and the USOPC National Anti-Doping Policies, and that any dispute related to the foregoing will be resolved exclusively in arbitration pursuant to the USADA Protocol. Before taking any medications, check the prohibited status at GlobalIDRO.com. Also, be sure to download the Supplement Connect app or visit Supplement411.org to learn how to recognize and reduce the risks related to supplement use. If you have any anti-doping questions, please don't hesitate to call Athlete Express at (866) 601-2632.

Do you acknowledge this information?

No ✕

Code of Conduct

- j. Sign the registration

Signature

Please type your name below to indicate your signature.

Signature

SIGN THE DOCUMENTS CANCEL

- k. If you have more than ONE swimmer, click “Add Another Member” and complete their information.

USA Swimming Online Member Registration

Summary

ADD ANOTHER MEMBER

- l. Click “Continue” to save the registration and navigate to the payment page. Complete your payment.

****If the website freezes, when you return to it click the cart button (top right). Do NOT go back through the steps for completing the registration as you will create a duplicate registration. ****

- 9) **CONGRATULATIONS!** YOUR SWIMMER IS REGISTERED. The team Statistician will confirm your registration and contact you if there's issues.