



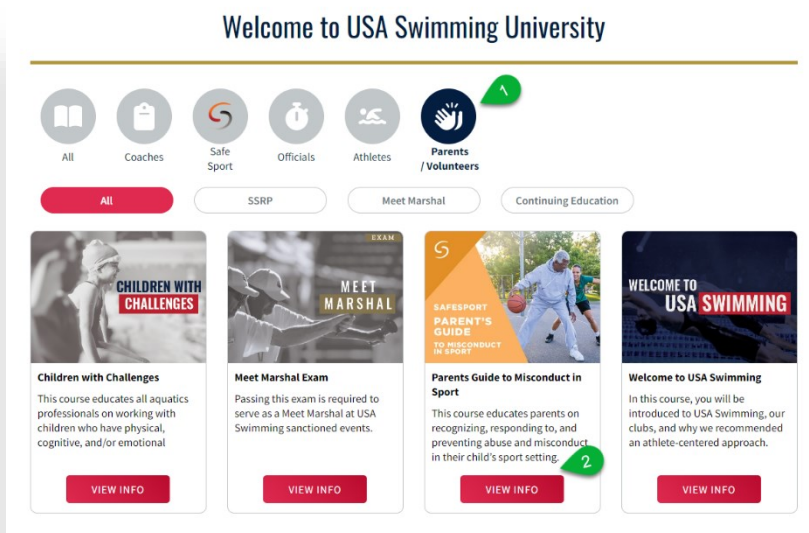
Online Education Steps

Athletes and parents must be sure to complete all required training through their own respective logins. Athletes attempting to complete training through a parent's login will not receive credit. [How to create an account for your athlete who is a minor. Click here.](#)

Parents

Go to <https://university.usaswimming.org/landing>.

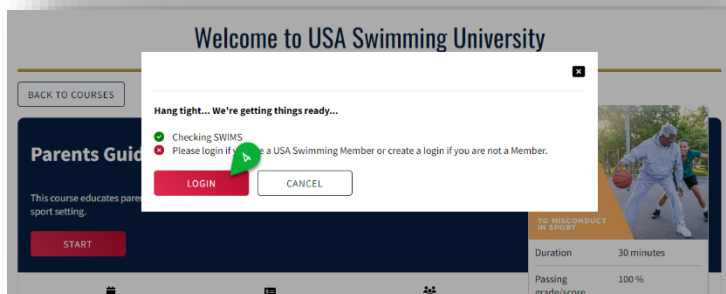
- Step 1. Click on Parents/Volunteers.
- Step 2. Click on View Info.




- Step 3. Click on Start.



- Step 4. Click on Login.
 - You will be prompted to login or create a login if you are not currently a member.



- Step 5. Click on Start.
- Step 6. Once the course is complete click on the Submit Button and complete the survey at the end of the course.
- Step 7. To download the certificate, click on view transcript and click on the course "Download Certificate" button.



(sometimes it takes the system a little bit to update, you may need to log out and then back in again later).