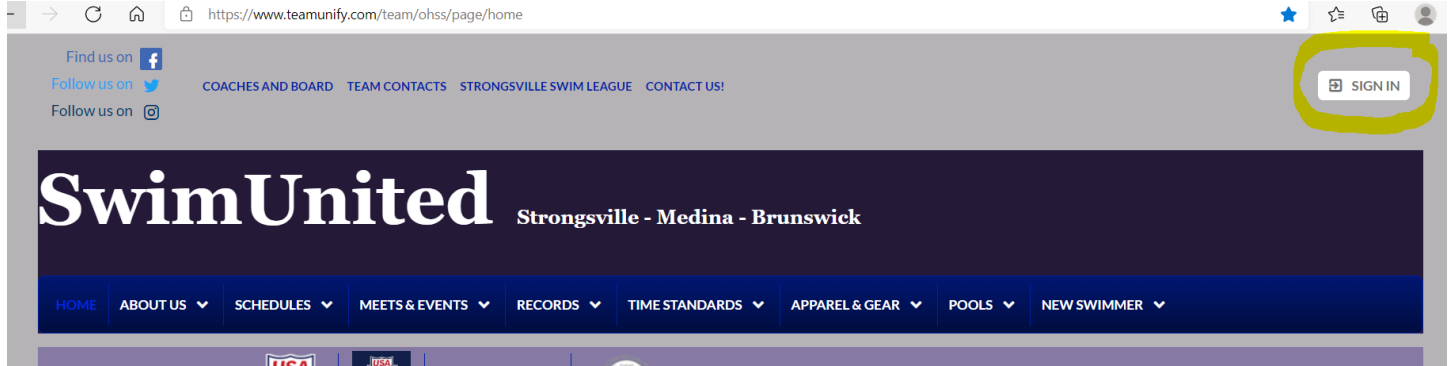


Completing a Deck Entry

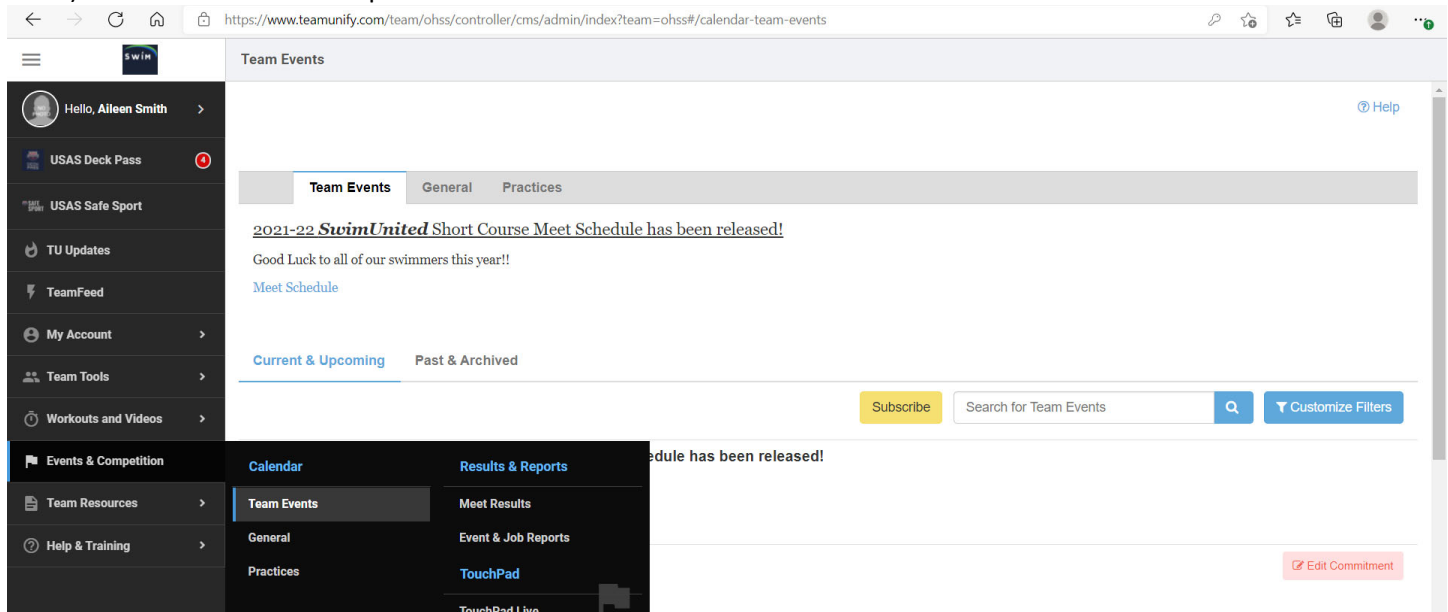
To enter your swimmer into a meet after the entry deadline, you can go to the meet the day of and enter them via a deck entry usually 30-60 minutes prior to the meet. This is only allowed if the meet is accepting deck entries.

First thing you need to do, is confirm that the meet is accepting deck entries. You do not want to make the trek to a meet to find out that they are not allowing deck entries. To confirm, complete the following steps:

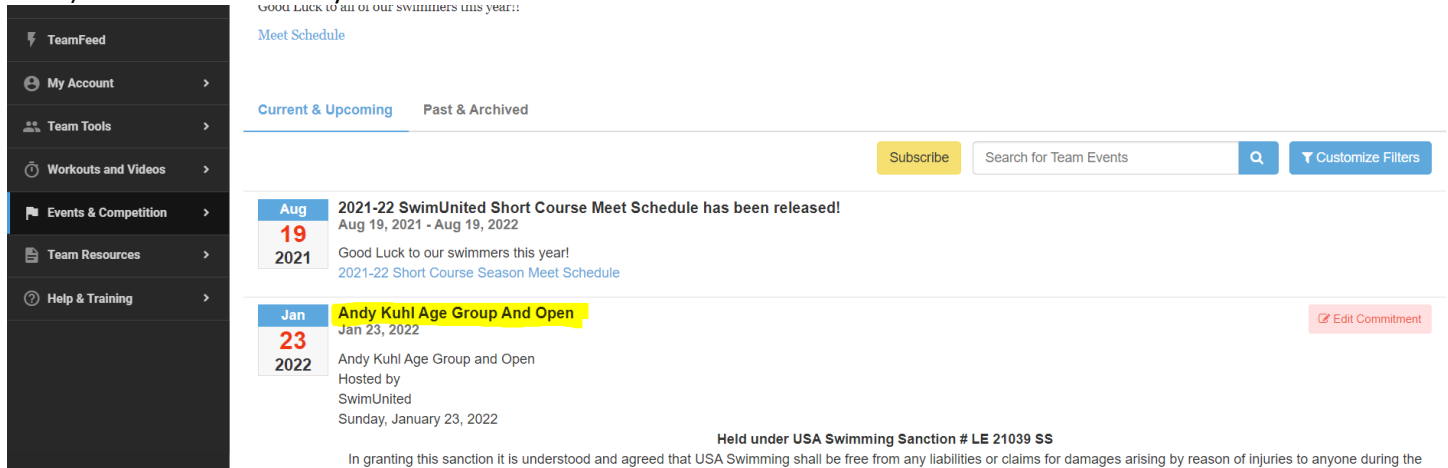
1) Log in to your account on the SwimUnited Team Unify site



2) Click on Events & Competitions and then Team Events



3) Find the meet that you want to deck enter and click on the meet name link



- 4) Scroll down to the section that is labeled "Deck Entries". If your swimmer is not already in the meet, there generally is a LESI surcharge as well.

ENTRY LIMITATIONS: Swimmers may enter up to four (4) events/day exclusive of relays.

DECK ENTRIES: Deck entries will be taken on a space available basis up to 35 minutes before the start of the session and seeded at NT. Deck entrants should sign up at the deck entry table @ \$10.00 per individual event, \$15.00 per relay. Deck entry swimmers new to the meet will be charged \$3.00 LESI surcharge and must provide proof of USA Swimming registration. Deck entrants for whom there is no space will receive a refund.

ELIGIBILITY: Swimmers must be current athlete members of USA Swimming. Coaches must be current coach members of USA Swimming and must check in on each day of the meet. All coaches must display the deck pass (wristband) issued by the meet host. On deck USA Swimming athlete registration will not be available. Age is as of the first day of the meet, January 23, 2022.

All applicable adults participating in or associated with this meet, acknowledge that they are subject to the provisions of the USA Swimming Minor Athlete Abuse Prevention Policy ("MAAPP"), and that they understand that compliance with the MAAPP policy is a condition of participation in the

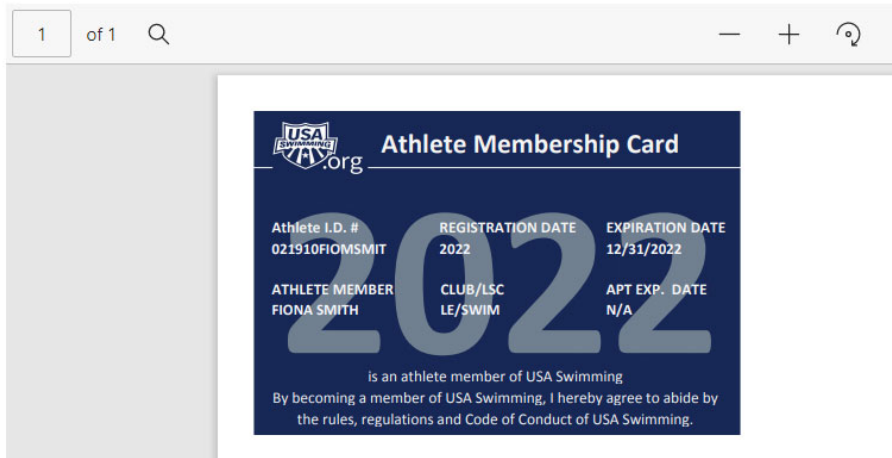
- 5) 3-4 days prior to the meet, check the Lake Erie Swimming website (<http://lakeeriewimming.com/>) to see if there is an update to deck entries being accepted. There could be a change to where they will no longer accept deck entries. Generally this is posted in the Warm-up information listed by the event.

- 6) From the SwimUnited site, click on USAS Deck Pass from the side menu. Select your swimmer that you want to deck enter and scroll down until you see their membership card info and link. Click on the link.

7) Take a screenshot of the membership card. You will need to show this the day of the meet

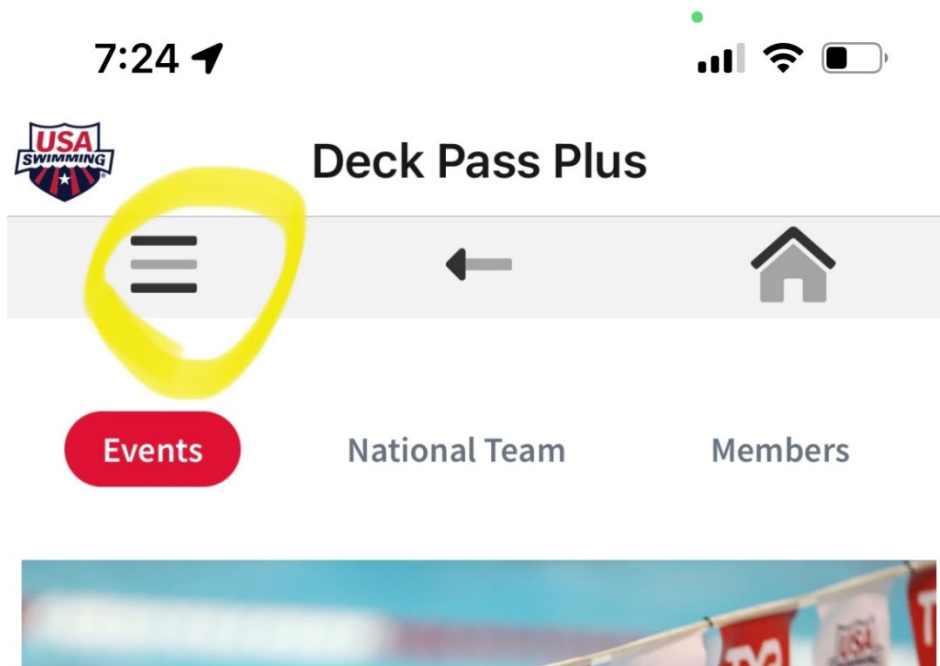
Membership Card

Adobe PDF ▾ [Change](#)

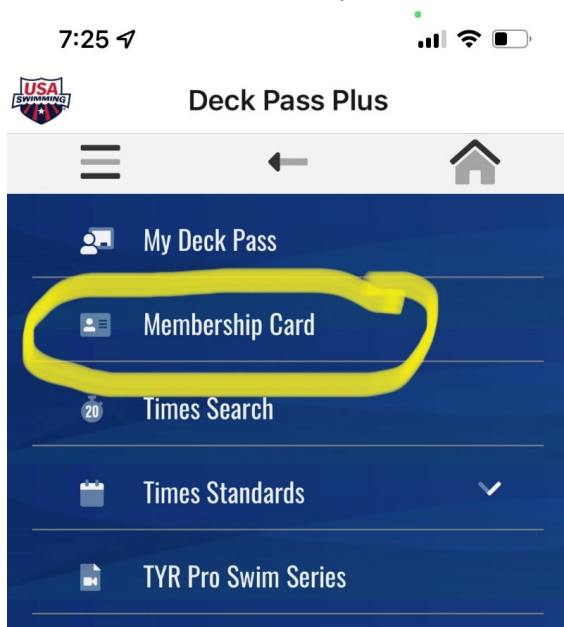


To get your swimmer's membership card from the Deck Pass Plus app:

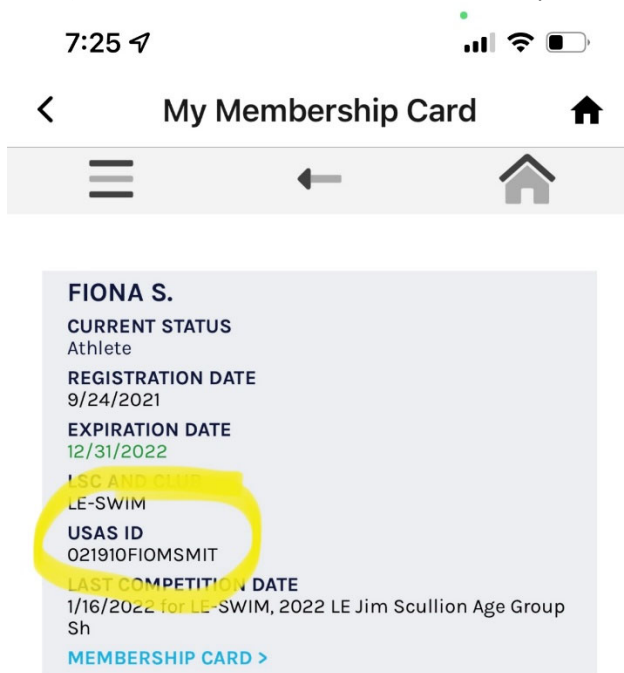
1) Open the Deck Pass Plus app and click on the menu icon in the upper left-hand corner



2) Click on Membership Card



3) Take a screenshot of the membership card



DAY OF MEET:

Generally, deck entries are only accepted in cash. You will want to have your swimmer's membership card handy, the list of all the events that you would like to deck enter them in and the entry fee(s). Your swimmer cannot be entered into more events than the maximum event entry. The deck entry table is usually by the entrance to a meet and if not, a meet volunteer should be able to direct you to where it is.

Good Luck

Meet Sched

ENTRY LIMITATIONS: Swimmers may enter up to four (4) events/day exclusive of relays.

DECK ENTRIES: Deck entries will be taken on a space available basis up to 35 minutes before the start of the session and seeded at NT. Deck entrants should sign up at the deck entry table @ \$10.00 per individual event, \$15.00 per relay. Deck entry swimmers new to the meet will be charged \$3.00 LESA surcharge and must provide proof of USA Swimming registration. Deck entrants for whom there is no space will receive a refund.