



Athlete Protection Training(APT) Instructions

1. Enter This link to the Start Process

<https://www.usaswimming.org/resource-center/athlete-protection-training>

ATHLETE PROTECTION TRAINING

The Athlete Protection Training is provided through the U.S. Center for SafeSport. The required course is found on the USA Swimming LEARN site and must be renewed annually. All new and existing adult members of USA Swimming, including adult athletes, must satisfactorily complete Athlete Protection Training as required by the U.S. Center for SafeSport.

POLICY

TRAINING

This training is required for all new and existing members, including coaches, officials, chaperones, meet directors, and adult athletes.

If you have registered with USA Swimming for the first time, you need to take the "Athlete Protection Training: SafeSport™ Trained core course"

PRE-REQUISITE

New members will be required to have their USA Swimming membership application form and payment processed by their Local Swimming Committee registrar before they can sign in to complete the course.

THE COST

The course is free of charge and, upon completion, should update in your membership record within 24 hours. Initiate the course by entering your information in the boxes below.

START THE TRAINING

To complete Athlete Protection Training: SafeSport™ Trained course, please follow these directions:

1. Enter your first name, last name, and birthday. Make sure to use the name on your USA Swimming Registration. Click the Search button.
2. When the system finds you, click on "CONTINUE" to access the LEARN site.
3. You must take the course(s) within the "Athlete Protection Training" module to complete the requirement.
4. Once you have completed your courses, your membership record will update within 24 hours with a new APT expiration date.
5. Your APT will expire 12 months after you complete the certificate.

START THE PROCESS

First Name

Last Name

Birthdate

SEARCH

2. Type in Information and Click “Continue”

3. When you see your name, Club Code, press “Continue”

4. Click on verify box, then press “Go To Learn”

5. Press I Accept


MEMBER EDUCATION

I verify that by checking this box I have par consent to take this course.

GO TO LEARN

CANCEL

1 If you need to take a Refresher course this year, and can't see it on your dashboard, please click "Courses" above and scroll down to add a Refresher course.

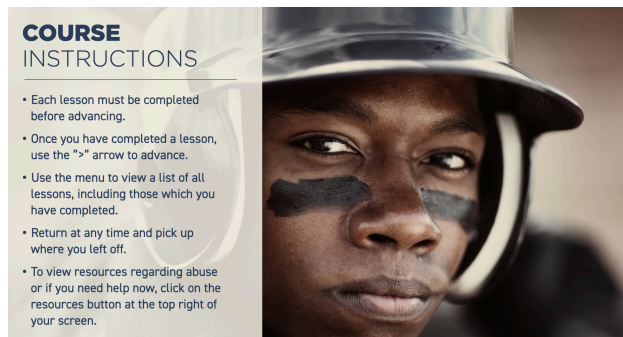


6. The I Accept will take you to this Screen

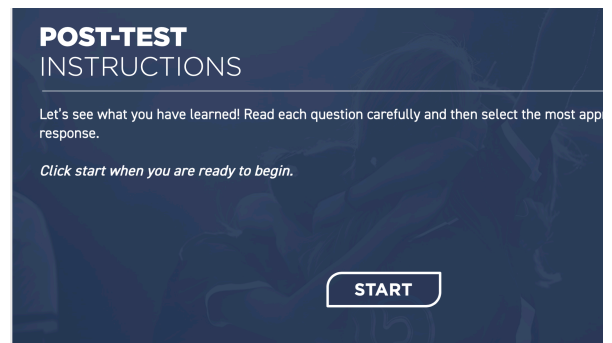
7. Click on this course. This is a different Course than Safe Sport Training for Parents, and Safe Sport Training for Athletes. You must take this Course for being An Official, Booster Member, Board Member, Coach, 18 Year old Swimmer, or Any Non-USA member.



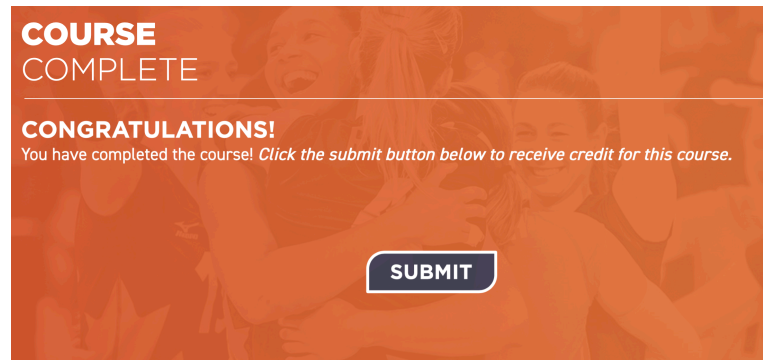
8. Please follow these directions. You may stop and come back at anytime.



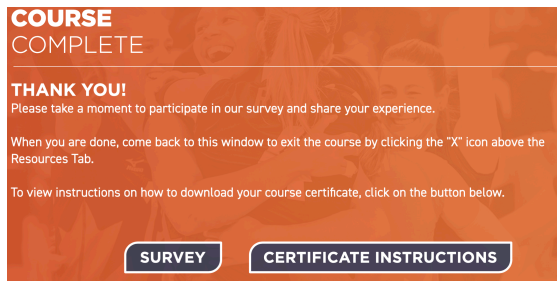
9. At the end of each unit you will take a small Quiz.



10. When completing the Course you will take another Test that must be completed. Then Submit.



11. Always take the Survey to ensure that you get credit for taking the course.



12. Congratulations! You are finished. If you would like to have a copy of the Certification go to <https://learn.usaswimming.org/users/dashboard> It will show that you are DONE , Click on this box and the Certificate will pop up. This should take about 24hrs to enter the USA system. Also if you would like to send to USA here is the email: learn@usaswimming.org to ensure it is entered.





HEREBY RECOGNIZES



FOR THE SUCCESSFUL COMPLETION OF:
SafeSport Trained

COMPLETION DATE:

