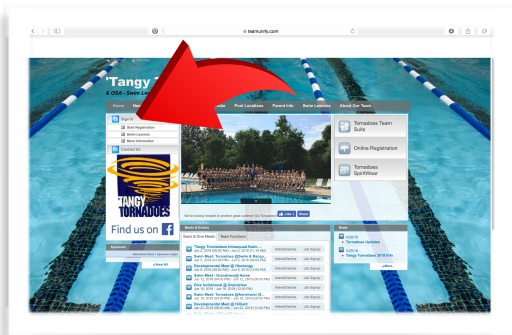


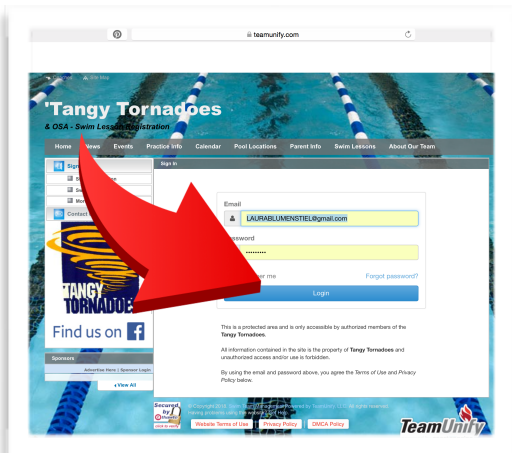
HOW TO SIGN UP FOR VOLUNTEER JOBS

1. Go to <https://www.teamunify.com/Home.jsp?team=recsuttoh>

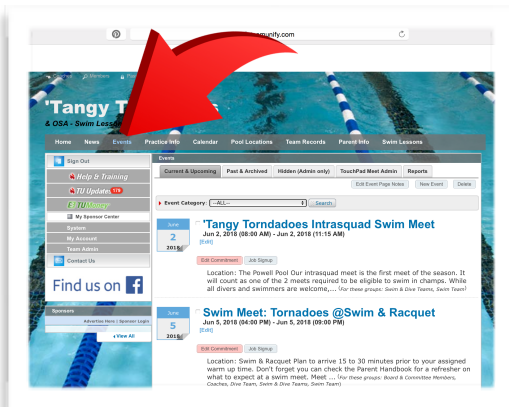
2. Click on “Sign In”



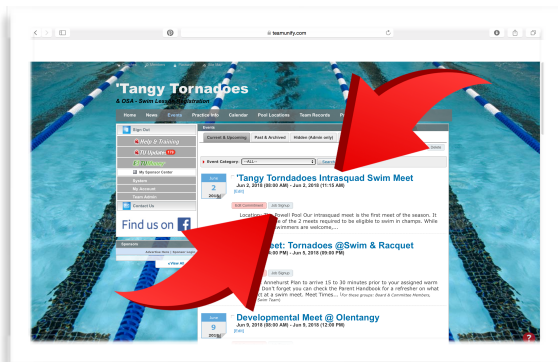
3. Login



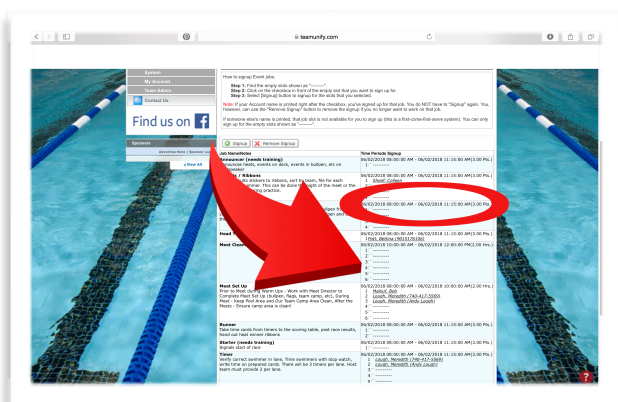
4. Click on “Events”



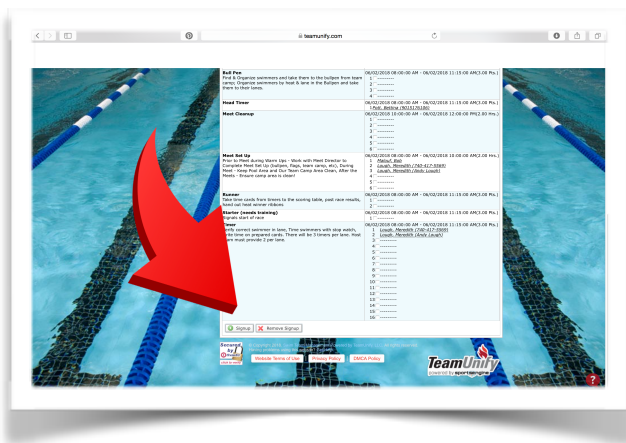
5. Scroll until you find the meet where you want to volunteer, then click on “Job Signup”



6. You will see a list of available jobs, select the job and time shift you want



7. Scroll to the bottom of the page and click on “Signup”



8. You're done! Please mark your shift in your calendar.

THINGS TO CONSIDER:

- * PLEASE READ the description of the job you're interested in choosing. There are a number of jobs which require specialized training, and that information will be noted in the job description. Please do not sign up for these jobs if you haven't had the training.
- * You will receive instruction for any job that does not require specialized training
- * You will not miss your child's events by volunteering
- * PLEASE NOTE the time periods that you select, as arriving on time for your job will help to ensure a smooth meet

If you have any questions or concerns, please email the Volunteer Coordinator.

The current Volunteer Coordinator is listed on the team website.

From the Parents Info tab select Contact Us.

<https://www.teamunify.com/Home.jsp? tabid =0&team=recsuttoh>

THANK YOU FOR VOLUNTEERING!