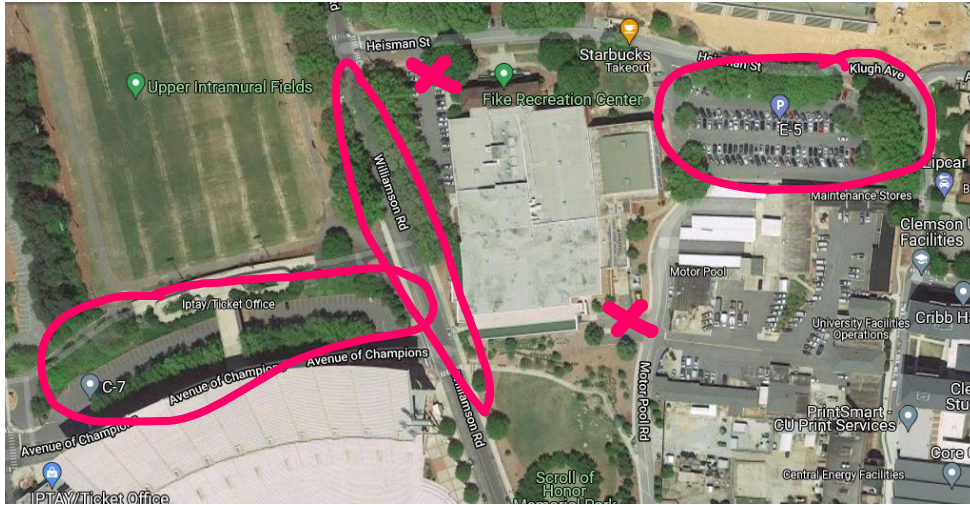


Where to Park on Clemson University's campus

To avoid receiving a parking ticket if you park on campus, you need to park in a designated lot or to use the meters in front of Fike and walk around. Review the parking rules carefully. <http://www.clemson.edu/campus-life/campus-services/parking/>

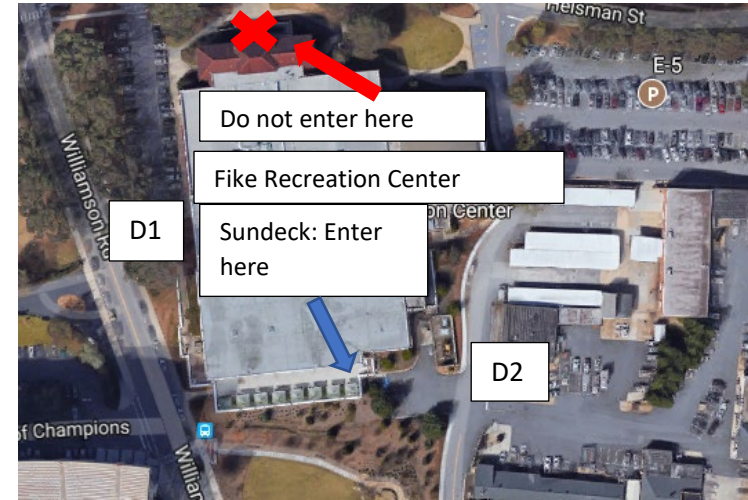
We can use two lots and one road without permits. We can use lots E-5, C-7 and the spots on Williamson Rd.

If you part in the Metered Spots, you must pay the meter.




How to enter the Natatorium at Fike Recreation Center

Enter through the Sundeck, which is the “back” of Fike. Either the doors on the left most side or the right most side will be open. Do not bring your children through the main entrance.



You can drop your child off at either D1 (the stadium side of Fike) or D2 (the end of Service Road). See below for more information.

D1: From the Stadium Side of Fike, walk from the street or parking lot to the sundeck:



D2: From the Service Rd side of Fike, walk from the parking lot to the sundeck, up the stairs:



Even though there is a small lot here, do not leave your car here.